



DOING BUSINESS WITH THE NATIONAL PARK SERVICE

<http://www.nps.gov>

National Park Service



EXPERIENCE
YOUR
AMERICA

Agenda

- **General National Park Service (NPS) Info**
- **Midwest Region Introduction**
- **What NPS Purchases**
- **Contracts, Purchase Orders, and Charge Card Actions**
- **How NPS Performs Market Research**
 - **What types of marketplaces**
 - **What types of systems**
 - **Vendor qualifications**
- **Questions and Answers**



General Information

EXPERIENCE
YOUR
AMERICA

- Established in 1916 via the Organic Act
 - “preserves unimpaired the natural and cultural resources and values of the national park system for the enjoyment, education, and inspiration of this and future generations”.
- 1 of 10 Bureaus under the Department of the Interior
- 417 National Park Units in 50 states and territories
- 7 Regions with 22,000 employees
- Budget of over \$3 billion

National Park Service



National Park Service Regions

National Park Service
U.S. Department of the Interior



Legend

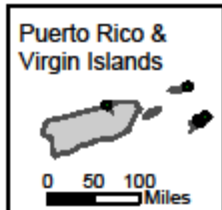
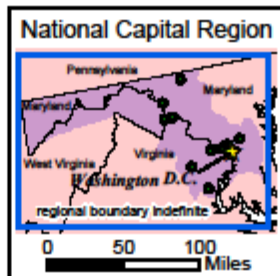
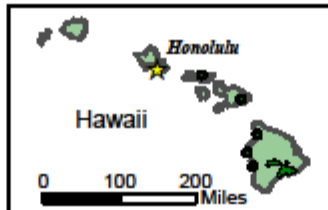
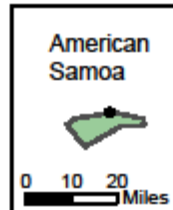
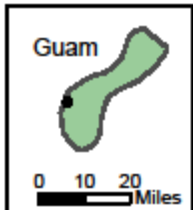
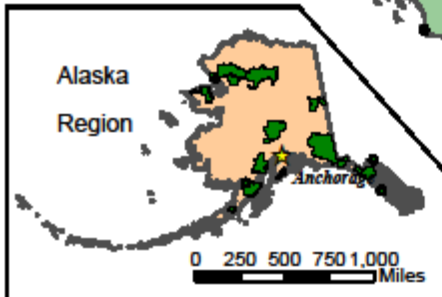
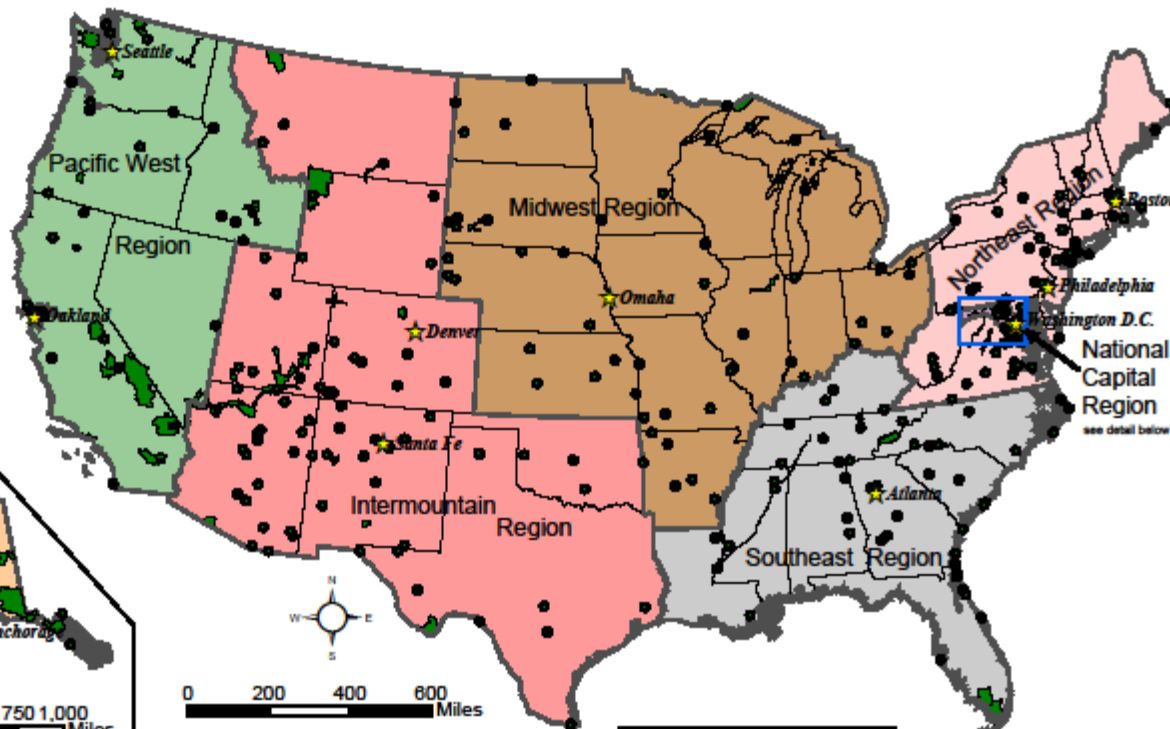
NPS Regions

- Alaska
- Intermountain
- Midwest
- National Capital
- Northeast
- Pacific West
- Southeast

★ NPS Regional Offices

■ NPS units >100,000 acres

● NPS units <100,000 acres



EXPERIENCE
YOUR
AMERICA

National Park Service



Midwest Region

EXPERIENCE
YOUR
AMERICA

- 13 States
- 62 Park Units
- 3 Time Zones
- Regional Office
 - Omaha, Nebraska
- 4 Major Acquisition Buying Offices (MABO)
 - Omaha – Midwest Regional Office
 - Missouri – Jefferson National Expansion Memorial
 - NEKOTA – Mount Rushmore National Monument
 - Ohio – Cuyahoga Valley National Park

National Park Service



Midwest Region

National Park Service
U.S. Department of the Interior



National Park Service - Midwest Region

- National Park Units
- Ice Age National Scenic Trail

EXPERIENCE
YOUR
AMERICA



MABO Responsibilities

- **Each MABO is responsible for cradle to grave contracting for services, supplies, construction, and architecture and engineering requirements (A-E)**
- **Award through closeout**
 - **Work closely with the Contracting Officer's Representative (COR)**



What NPS Purchases

- Services
 - Maintenance Agreements
 - Janitorial
 - Studies
- Supplies
 - All common operating supplies
 - Not so common supplies
- Construction
 - Rehabilitation and new construction
 - A&E design services

National Park Service



Types of Procurements

EXPERIENCE
YOUR
AMERICA

- **Service - \$2,500 >**
- **Supplies - \$3,500 >**
- **Construction - \$2,000 >**
- **Architect and Engineering – All dollar thresholds**
- **Individual Park units are responsible for micro-purchases**



Types of Procurement (cont)

- **The Midwest Region awards approximately 1500 contractual actions per year in excess of \$20M**
- **Park units made 30,000 charge card purchases in FY 16**
- **Park units have made approximately 69,000 charge card purchases in FY 16, spending over 17 Million dollars.**



Types of Procurement (cont)

- **This amount includes both Purchase Line and Travel. There are approximately 2,191 employees in the National Park Service with a Purchase/Travel Card and 600 of those employees have Purchase Card Authority.**



Market Research

- Not all that different than any other Federal Agency
- SAMS, ORCA, DUNS & Bradstreet, FBO
- Follow the Federal Acquisition Regulation (FAR)
- Have a Department of the Interior FAR supplement (DIAR)
- Solicitation in excess of \$25,000 posted on FBO (and FedConnect).



Market Research (cont)

EXPERIENCE
YOUR
AMERICA

- Small Business Dynamic Search
- Previous Procurements
- Internet Search
- Sources Sought
- GSA Advantage
- Past Performance Information Retrieval System



Market Research (cont)

- Best Value Procurements
- Responsive and Responsible contractors
 - Good past performance
 - Technical capability
 - Adequate resources to complete the work
 - Quality work offered at a fair price
- 8(a), HubZone, SDVOSB, Woman-Owned small businesses
- GSA Contractors



Economic Impacts of NPS

- 2016 marked the 100th anniversary
- In 2016, the National Park System received an estimated 330,971,689 recreation visits. Visitors to National Parks spent an estimated \$18.4 billion in local gateway regions (defined as communities within 60 miles of a park).



Economic Impacts of NPS ...Continued

The contribution of this spending to the national economy was :

- 318 thousand jobs,
- \$12.0 billion in labor income,
- \$19.9 billion in value added, and
- \$34.9 billion in economic output.

National Park Service



EXPERIENCE
YOUR
AMERICA

