

# Creating Advanced Queries with FPDS

Marc N. Violante

Wisconsin Procurement Institute (WPI)

marcv@wispro.org | 920-456-9990 | [www.wispro.org](http://www.wispro.org)

March 18, 2020

## **Critical suppliers needed!**

Last night the White House reached out to the National Association of Manufacturers, the Illinois Manufacturers' Association, and every state manufacturing association in the nation, asking their member companies to identify their capabilities to step up and help the United States during this all-hands-on-deck crisis.

The Administration is seeking volunteers who can donate and/or produce large-scale quantities of critical supplies in order to help the nation respond to the COVID-19 pandemic. **These include items such as cotton swabs, gloves, N95 masks, ventilators, and more.**

**Please take this brief survey about your production ability for these products. Due to the urgency of the request for information, they are asking to receive responses by 11 AM CDT TODAY, Wednesday, March 18, 2020.**

# Note

- This Webinar is designed to provide a broad overview of the FPDS system and how to create different queries using the ad hoc query manager.
- These slides may not answer every question for you.
- FPDS may not always be the best data source. There are others –many others.
  - Usaspending.gov
  - <https://www.data.gov> -- Search over 253,730 datasets
- If you have questions, give a call or email. We can set up a Gotomeeting and review specifics at any time.

# Today's goals

1. Provide an overview how to create an Ad Hoc query
2. How to modify (edit) query criteria – Metrics/Attributes
3. How to create filters – Metric & Attribute
4. How to Save a query
5. Basics of Excel Pivot Tables

# Questions

- Who are potential sources?
- Can they support me?
- How many businesses are there?
- Does the data support a Set-aside?
- What size of awards have been typically made to Small Businesses?
- Many, many more ...



# What is FPDS?

- Information categories

- Metrics – things that are measured

- Examples

- Action Obligation
      - Actions
      - Number of Records



- Attributes – characteristics of Metrics (approximately 300 data elements)

- Examples (general)

- Who purchased – agency, department, contracting office
      - What was purchased – NAICS/PSC/Description of Requirement
      - Size of business – Large or Small
      - Greater than 200 data elements



# FPDS – Limitations, related to downloads\*

- ezSearch will state a greater number of items but the download will **be limited to 30,000**
- Maximum, **five years of results**

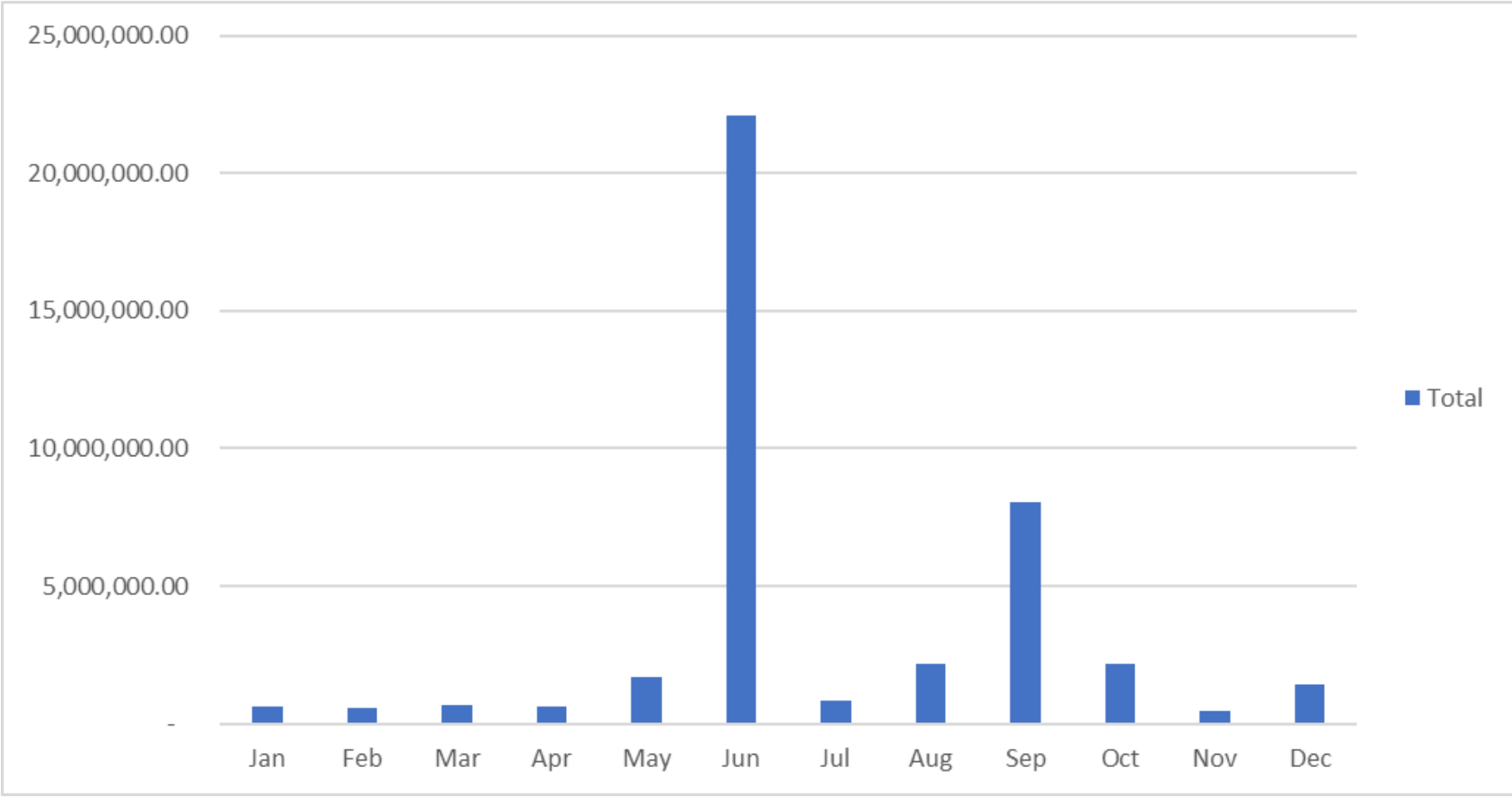
Or

- 30,000 results – this is typically the critical issue\*\*\*\*
- Data presentation / format
  - As is from FPDS the data is difficult to use or make sense of
  - Limited formatting capability
- USAspending is an option – data size is a potential issue

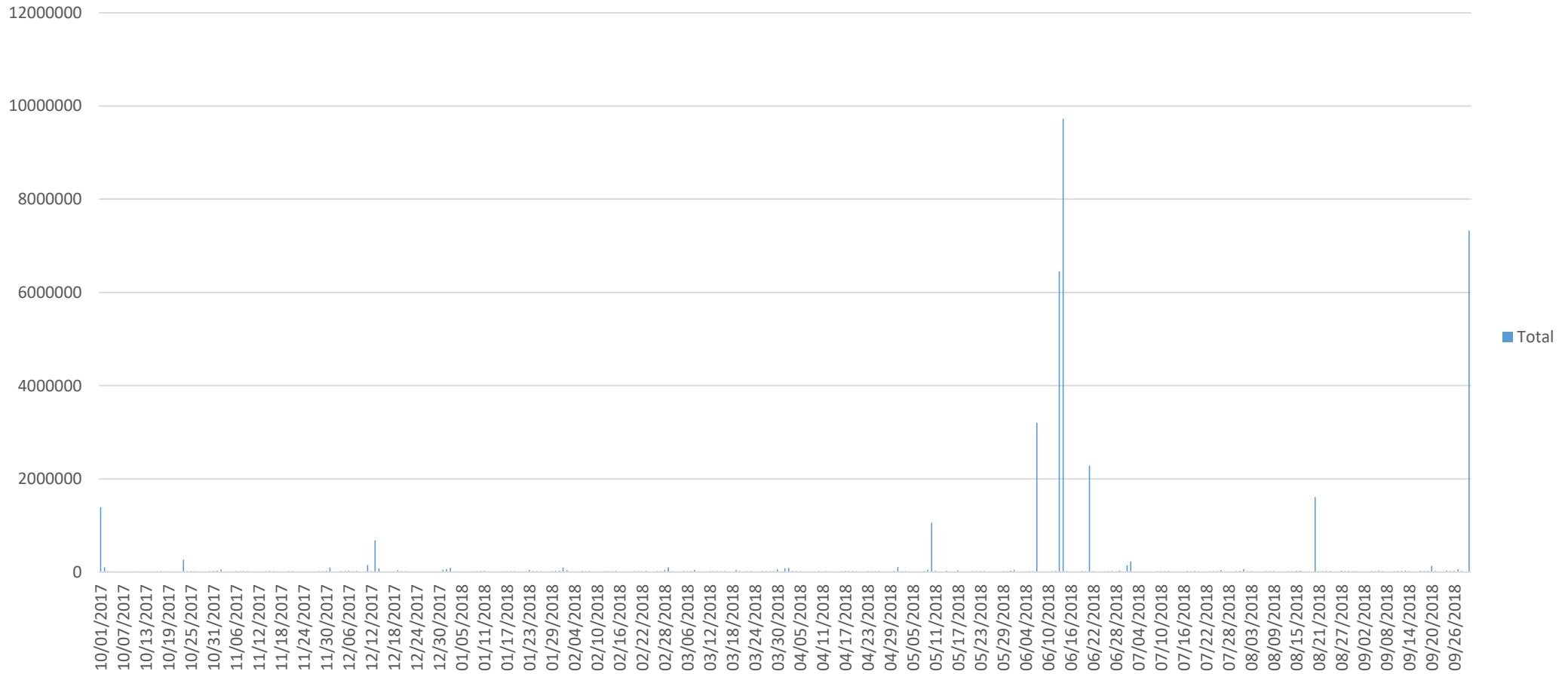
# Three ways to engage FPDS

- ✓ ezSearch – described as Google-like on home page
  - Returns set elements, a good starting point
- ✓ Standard reports
  - Who
  - What
  - Where
  - When
  - How
- ✓ Adhoc reports
  - Create a specific report using – greatest flexibility
    - Metrics, attributes and time

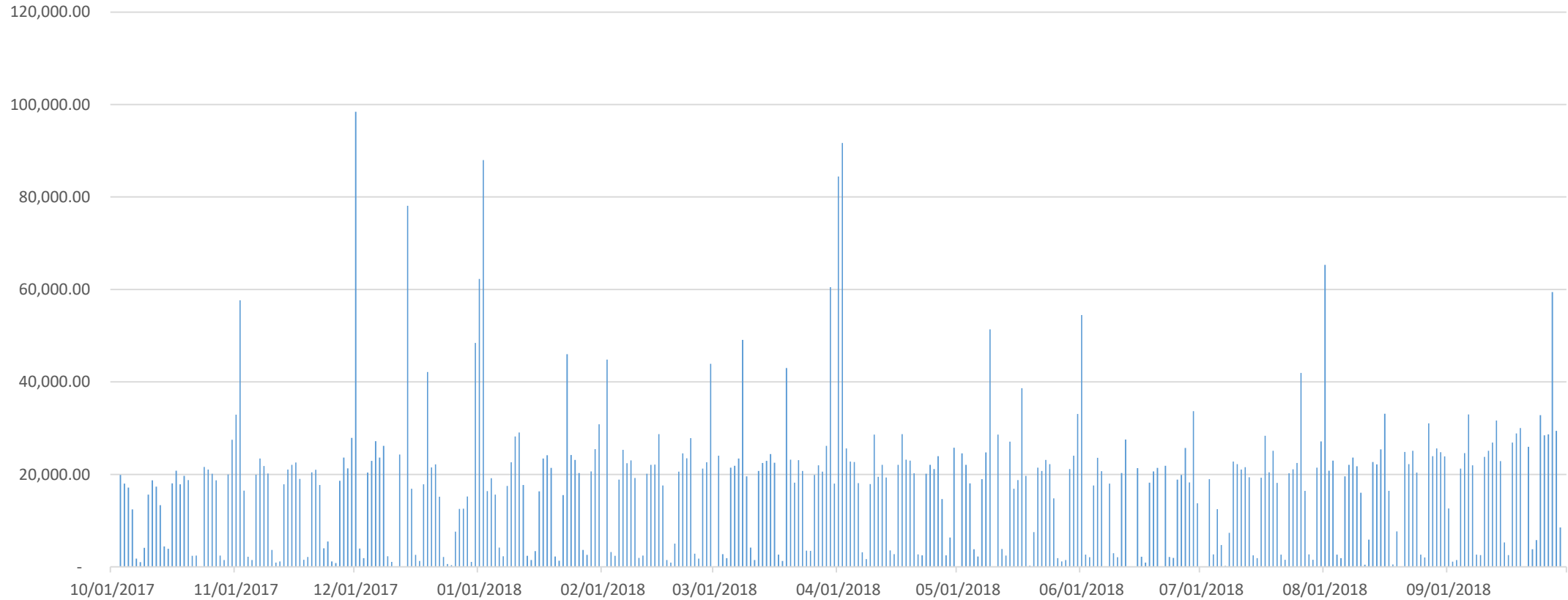
# Actions by month (FY-18)



# Actions by day (FY-18)



# Actions by day (FY-18) – Filtered < 100,000/day



# FPDS – managing the 30,000 limit

- Criteria – 1
  - NAICS & Action Obligation
    - 1,175 NAICS codes (FY-18) – report completes
- Criteria – 2
  - Date signed & Action Obligation
    - 365\* days – report completes
- Criteria – 3
  - NAICS & Date Signed & Action Obligation
    - 1,175 NAICS for each day (365 days)
    - Number of records =  $1,175 * 365 === \underline{428,875}$  – will not display

# Options – managing the 30,000 limit

- Reduce scope
  - $30,000 \text{ (FPDS limit)} / 365 = \text{Number of NAICS} \sim 82$
  - $30,000 / 1,175 = \text{Number of days} \sim 25$
  - $30,000 / \text{targeted set of NAICS}$
- Reduce level of detail
  - PIID (contract level) problematic
  - Vendor level
- A related issue is processing the data
  - Excel & other program limits

# FPDS – landing page

**Federal Procurement Data System - Next Generation**

» [Home](#) » [Newsroom](#) » [Reports](#) » [Status](#) » [Worksite](#) » [Archives](#) » [Training](#) » [Help](#)

**Login**

Log-In:

Password:

[Log In](#)

» [Forgot Your Password?](#)

» [Security and Privacy](#)

» [Contact Help Desk](#)

» You must click [here](#) for very Important D&B Information

**Registration**

» [Register](#)

» [Who Should Register?](#)

**FAQs**

» [FPDS-NG](#)

» [ezSearch](#)

» [ATOM Feed](#)

**ezSearch**

Google-like search to help you find federal contracts...

ezSearch contains procurement data as well as additional NASA data (for example, financial assistance actions).

**Top Requests**

» [Recovery Report](#)

» [Recovery Data \(Recipient-Reported, Cumulative Summary\)](#)

» [Recovery Data \(Recipient-Reported, FY2013Q4\)](#)

» [Hurricane Sandy Report](#)

» [Hurricane Katrina Report](#)

» [Hurricane Rita Report](#)

» [Other Hurricane/Disaster Relief](#)

» [Oklahoma Tornado 2013 Report](#)

**Latest News**

» [Data Management Fixes](#)

» [NIA Expiration Date Extended to 2017](#)

» [Upcoming Releases](#)

» [Data Archives](#)

» [Small Business Goaling Report](#)

**NIA Expiration 2017**

1. National Interest Action value 'Operation Freedom's Sentinel (OFS)' is valid from 01/01/2015 to 12/31/2017.

2. National Interest Action value 'Operations in Iraq and Syria' expiration date has been extended from 09/30/2015 to 09/30/2017 on the FPDS-NG Production System. National Interest Action value 'Operations in Iraq and Syria' is valid from 09/14/2015 to 09/30/2017.

**FY 2014 Small Business Goaling Report**

FY 2014 Small Business Goaling Report is now available on the 'Reports' page of FPDS-NG.

**Recovery Data (Recipient-Reported, Cumulative Summary)** – A cumulative national summary file, containing data from FY2009 thru 2013 (77 MB, only recommended for high-speed internet connections).

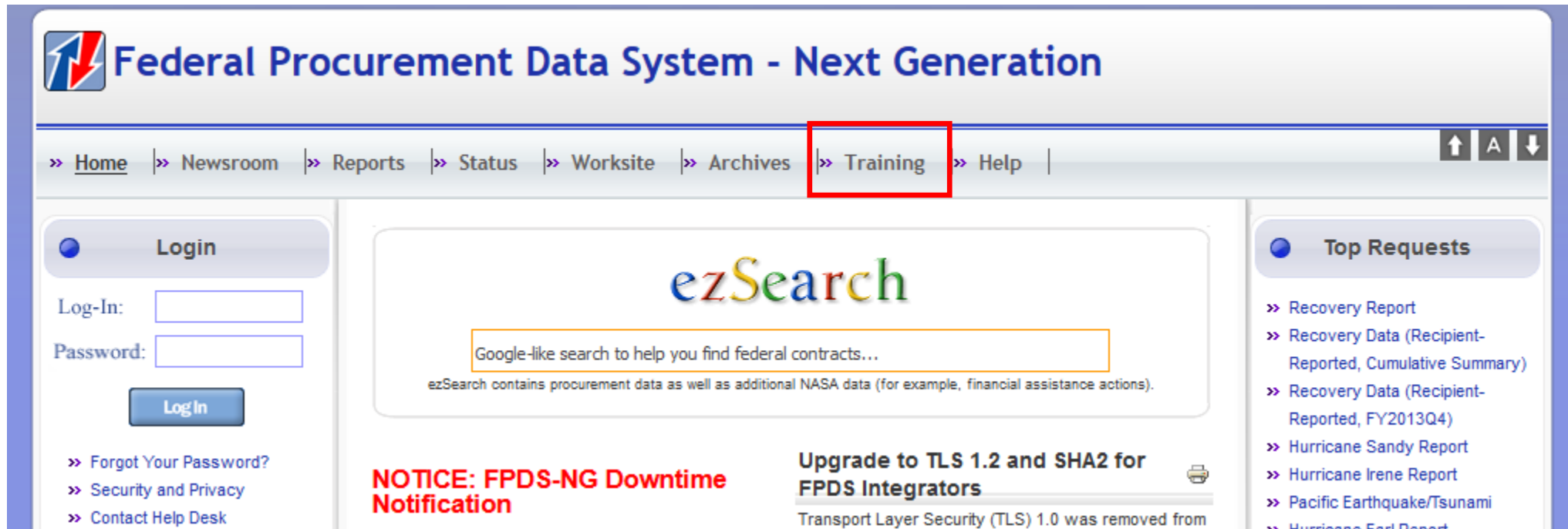
**2) Recovery Data (Recipient-Reported, FY2013Q4)**– A file for just the last reported quarter (4th quarter of FY2013).

This information augments the recovery information contained in the FPDS-NG Recovery Report (TAS Report), which provides recovery-related procurement award information as reported by Federal agencies.

For more information on the American Recovery and Reinvestment Act and recipient-based data please visit [recovery.gov](#).

**https://www.fpds.gov**

# FPDS – Resources / Training/Manuals



**Federal Procurement Data System - Next Generation**

» [Home](#) | » [Newsroom](#) | » [Reports](#) | » [Status](#) | » [Worksite](#) | » [Archives](#) | » [Training](#) | » [Help](#) |

**Login**

Log-In:

Password:

[Log In](#)

» [Forgot Your Password?](#)  
» [Security and Privacy](#)  
» [Contact Help Desk](#)

**ezSearch**

Google-like search to help you find federal contracts...

ezSearch contains procurement data as well as additional NASA data (for example, financial assistance actions).

**NOTICE: FPDS-NG Downtime Notification**

**Upgrade to TLS 1.2 and SHA2 for FPDS Integrators**

Transport Layer Security (TLS) 1.0 was removed from

**Top Requests**

- » [Recovery Report](#)
- » [Recovery Data \(Recipient-Reported, Cumulative Summary\)](#)
- » [Recovery Data \(Recipient-Reported, FY2013Q4\)](#)
- » [Hurricane Sandy Report](#)
- » [Hurricane Irene Report](#)
- » [Pacific Earthquake/Tsunami](#)
- » [Hurricane Earl Report](#)

# FPDS – Resources / Training/Manuals

**Federal Procurement Data System - Next Generation**

» Home | » Newsroom | » Reports | » Status | » Worksite | » Archives | » **Training** | » Help |

- CBT**
  - » Award Computer Based Training
  - » IDV Computer Based Training
- Training Videos**
  - » Topic 1: FPDS Navigation - Useful Links
  - » Topic 2: ezSearch
  - » Topic 3: Standard Reports
  - » Topic 4: Ad-Hoc Reports
- V1.5 Training Videos**
  - » Topic 1: IGF Field
  - » Topic 2: Women-Owned Credits
  - » Topic 3: Legislative Mandates
  - » Topic 4: Additional Reporting
  - » Topic 5: Dollar Fields
  - » Topic 6: Commercial Item Test Program
  - » Topic 7: Consolidated Contract
  - » Topic 8: Cage Code
  - » Topic 9: Subcontracting Plan
  - » Topic 10: Close Out
  - » Topic 11: IDV Data Elements
- Manuals**
  - » V1.5 User Manual
  - » V1.4 User Manual
  - » V1.3 User Manual
  - » FPDS-NG Overview
  - » Version 1.3 Overview
  - » Intragency Contact Directory
  - » AdHoc Reports - Quick Start Guide
  - » Reports Manual
  - » Civilian - System Admin
  - » DoD - System Admin

# FPDS – ezSearch – Type and Go!

**Federal Procurement Data System - Next Generation**

» [Home](#) | » [Newsroom](#) | » [Reports](#) | » [Status](#) | » [Worksite](#) | » [Archives](#) | » [Training](#) | » [Help](#) |

**Login**

Log-In:

Password:

**Login**

» [Forgot Your Password?](#)  
 » [Security and Privacy](#)  
 » [Contact Help Desk](#)

**ezSearch**

Google-like search to help you find federal contracts...

ezSearch contains procurement data as well as additional NASA data (for example, financial assistance actions).

**Top Requests**

- » [Recovery Report](#)
- » [Recovery Data \(Recipient-Reported, Cumulative Summary\)](#)
- » [Recovery Data \(Recipient-Reported, FY2013Q4\)](#)
- » [Hurricane Sandy Report](#)
- » [Hurricane Irene Report](#)
- » [Pacific Earthquake/Tsunami](#)
- » [Hurricane Earl Report](#)

**NOTICE: FPDS-NG Downtime Notification**

**Upgrade to TLS 1.2 and SHA2 for FPDS Integrators**

Transport Layer Security (TLS) 1.0 was removed from

# Review results – general information

Award ID (Mod#):	<a href="#">00001198008DA00C14200376</a> (0) <a href="#">View</a>	Award Type:	DEFINITIVE CONTRACT
Vendor Name:	<a href="#">REYNOLDS CONSTRUCTION</a>	Contracting Agency:	<a href="#">INDIAN AFFAIRS</a>
Date Signed:	August 15, 1980 ●	Action Obligation:	\$464,000
Referenced IDV:	●	Contracting Office:	<a href="#">INVALID OFFICE</a>
NAICS (Code):	( ) ●	PSC (Code):	CONSTRUCT/HIGHWAYS-RDS-STSBRDGS-RA ( <a href="#">Y222</a> ) ●
Vendor City:	SIOUX FALLS	Vendor DUNS:	<a href="#">004825584</a>
Vendor State:	SD	Vendor ZIP:	<a href="#">571045504</a>
Global Vendor Name:	<a href="#">REYNOLDS CONSTRUCTION</a>	Global DUNS Number:	<a href="#">004825584</a>

Award ID (Mod#):	<a href="#">00001198008DA00C14200402</a> (0) <a href="#">View</a>	Award Type:	DEFINITIVE CONTRACT
Vendor Name:	<a href="#">REYNOLDS CONSTRUCTION</a>	Contracting Agency:	<a href="#">INDIAN AFFAIRS</a>
Date Signed:	August 15, 1980	Action Obligation:	\$417,000
Referenced IDV:		Contracting Office:	<a href="#">INVALID OFFICE</a>
NAICS (Code):	( )	PSC (Code):	CONSTRUCT/HIGHWAYS-RDS-STSBRDGS-RA ( <a href="#">Y222</a> )
Vendor City:	SIOUX FALLS	Vendor DUNS:	<a href="#">004825584</a>
Vendor State:	SD	Vendor ZIP:	<a href="#">571045504</a>
Global Vendor Name:	<a href="#">REYNOLDS CONSTRUCTION</a>	Global DUNS Number:	<a href="#">004825584</a>

- Dates –
  - Age v. value
  - Age v. changes
    - NAICS - ~ 1997
    - PSC manual rewrite ~ 9 August 2015
- Referenced IDV – Indefinite Delivery Vehicle – GSA or other
- Blue = hyperlinks, selecting will update search criteria and return results
- View – additional award details

# Date signed

Type one or more keywords you would like to search on:

**View**

recovery To submit comments, please

Result Page: [1](#) [2](#) [3](#) [4](#) [5](#) [6](#) [7](#) [8](#) [9](#) [10](#) [Next](#) PDF CSV ATOM 0.3

You must click [here](#) for very important D&B info

List Of Contract Actions Matching Your Criteria		Results 1 - 30 of 2833800 as of Jan 29, 2019 12:46:23 PM	
<b>Award ID (Mod#):</b>	<a href="#">SAF20012M1968</a> (0) <a href="#">View</a>	<b>Award Type:</b>	PURCHASE ORDER
<b>Vendor Name:</b>	<a href="#">CONSTRUCTION</a>	<b>Contracting Agency:</b>	<a href="#">STATE, DEPARTMENT OF</a>
<b>Date Signed:</b>	September 24, 2012	<b>Action Obligation:</b>	\$9,270
<b>Referred IDV:</b>		<b>Contracting Office:</b>	<a href="#">AMERICAN EMBASSY - KABUL</a>
<b>NAICS (Code):</b>	PAINTING AND WALL COVERING CONTRACTORS ( <a href="#">238320</a> )	<b>PSC (Code):</b>	PAINT AND ARTISTS' BRUSHES ( <a href="#">8020</a> )
<b>Vendor City:</b>	KABUL	<b>Vendor DUNS:</b>	<a href="#">850459498</a>
<b>Vendor State:</b>		<b>Vendor ZIP:</b>	<a href="#">0093</a>
<b>Global Vendor Name:</b>	<a href="#">CONSTRUCTION</a>	<b>Global DUNS Number:</b>	<a href="#">850459498</a>
<b>Award ID (Mod#):</b>	<a href="#">W91B4N13P2035</a> (0) <a href="#">View</a>	<b>Award Type:</b>	PURCHASE ORDER
<b>Vendor Name:</b>	<a href="#">CONSTRUCTION</a>	<b>Contracting Agency:</b>	<a href="#">DEPT OF THE ARMY</a>
<b>Date Signed:</b>	July 11, 2013	<b>Action Obligation:</b>	\$41,800
<b>Referred IDV:</b>		<b>Contracting Office:</b>	<a href="#">W8QK ELE RCC BAGRAM</a>
<b>NAICS (Code):</b>	OTHER BUILDING EQUIPMENT CONTRACTORS ( <a href="#">238290</a> )	<b>PSC (Code):</b>	CONSTRUCTION OF UNIMPROVED REAL PROPERTY (LAND) ( <a href="#">Y1PC</a> )
<b>Vendor City:</b>	KABUL	<b>Vendor DUNS:</b>	<a href="#">850463253</a>
<b>Vendor State:</b>		<b>Vendor ZIP:</b>	

**Search Criteria**

To remove the criteria or a portion of the criteria click the button next to each search term.

construction

**Sort By**

This section allows the user to sort the contracts by various fields within the contract list. For example you can sort the existing list of contracts by Date Signed or Contract Type. Click on the appropriate field to Sort By. Only one Sort By can be conducted at a time.

Sort Order:

**Relevance**

- [Contract Type](#)
- [Agency Code](#)
- [Agency Full Name](#)
- [Date Signed](#)
- [Contracting Agency ID](#)
- [Contracting Agency Name](#)
- [Department Full Name](#)

# View > Description of Requirement

<b>Description Of Requirement:</b> <i>(4000 characters)</i>	IGF::CT::IGF Demolish 14 buildings entirely, including: footings, foundation walls, floors, envelopes, roofing, mechanical systems, electrical systems, site utilities servicing the buildings, paving systems, concrete pads, concrete walkways and gutter systems. Includes abatement of asbestos, lead paint and others. See specifications (Dec16, 54pgs), photos (15) and Wage Decision: WD15-4927rev2.
--	---

Some descriptions are detailed and other may only enter a word or two

Other data elements indicate that this was an 8(a) Sole Source Award

Description of Requirement is located near the bottom of the page when the View link is selected.

# FPDS – Log-in for Standard & Adhoc reports

**Federal Procurement Data System - Next Generation**

» [Home](#) | » [Newsroom](#) | » [Reports](#) | » [Status](#) | » [Worksite](#) | » [Archives](#) | » [Training](#) | » [Help](#) |

**Login**

Log-In:

Password:

[Log In](#)

» [Forgot Your Password?](#)  
» [Security and Privacy](#)  
» [Contact Help Desk](#)

**ezSearch**

Google-like search to help you find federal contracts...

ezSearch contains procurement data as well as additional NASA data (for example, financial assistance actions).

**Top Requests**

- » [Recovery Report](#)
- » [Recovery Data \(Recipient-Reported, Cumulative Summary\)](#)
- » [Recovery Data \(Recipient-Reported, FY2013Q4\)](#)
- » [Hurricane Sandy Report](#)
- » [Hurricane Irene Report](#)
- » [Pacific Earthquake/Tsunami](#)
- » [Hurricane Earl Report](#)

**NOTICE: FPDS-NG Downtime Notification**

**Upgrade to TLS 1.2 and SHA2 for FPDS Integrators**

Transport Layer Security (TLS) 1.0 was removed from

# FPDS – Create an Account



**Login**

Your Session has expired.

Log-In:

Password:

**Login**

- » Forgot Your Password?
- » Security and Privacy
- » Contact Help Desk
- » You must click [here](#) for very Important D&B Information

**Registration**

- » Register
- » Who Should Register?

**FAQs**

## Register



### GOVERNMENT ACCOUNTS

If you are an acquisition official (contracting officer / contracting specialist / administrator) and require access, [click here](#) in order to submit data.

### PUBLIC ACCOUNTS

If you are a member of the public, a member of the Congress, or a government official who does not require access to submit data, [click here](#) to establish an account that allows you to create reports and retrieve data.

# Logged-in: Landing page



# Logged-in: Landing page



# Landing page – Adhoc Reports

The screenshot shows a web application interface for Adhoc Reports. At the top, there is a blue navigation bar with a 'HOME' button. Below this is a secondary bar with five buttons: 'New', 'Find', 'My Reports', 'Close', and 'Help'. The main content area is divided into two sections. On the left, there is a folder list with a '+' icon and a folder named 'Personal Folder'. On the right, there is a table with two columns: 'Type' and 'Name'. The table is currently empty, displaying 'No items.' in the 'Name' column. A blue arrow points from the 'New' button to the table area, and another blue arrow points from the 'Personal Folder' to the table area.

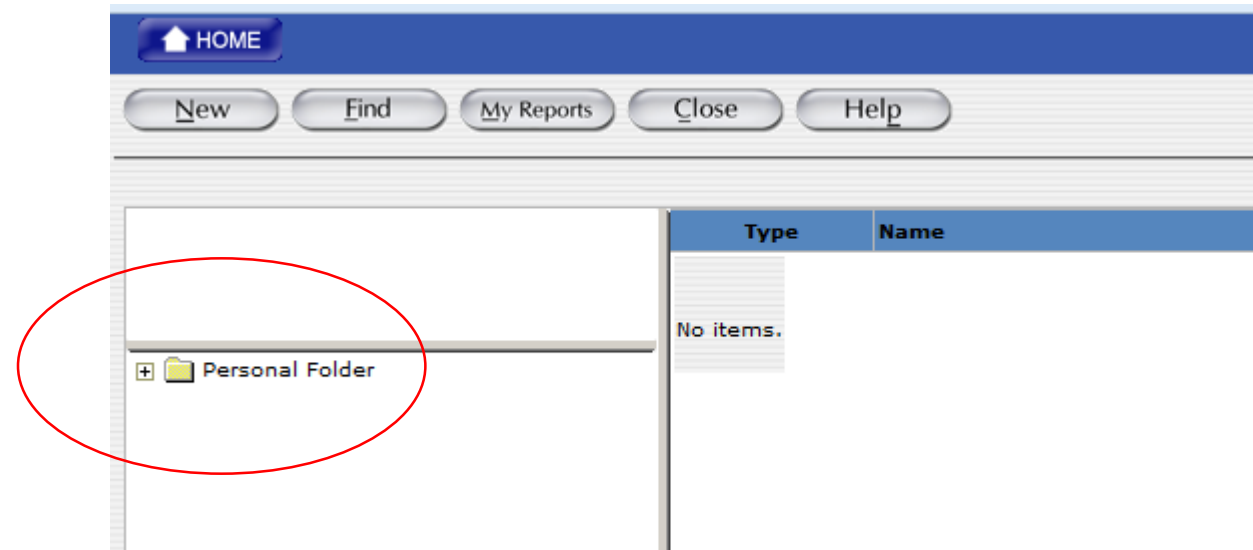
Type	Name
	No items.

Personal Folder

Select a saved report – all accounts are provided folder space on the FPDS system

Create a new report

# Saved Reports



# Saved reports -examples

Type	Name	Last Edited	Owner
	Advertising 5yrs	Feb 20, 2014 12:43:08	marcv@wispro.org
		Aug 7, 2015 15:35:55	marcv@wispro.org
	Billion dollar naics	Sep 3, 2014 14:01:25	marcv@wispro.org
	Carol 0069D & 0069DP	Jun 10, 2015 17:37:27	marcv@wispro.org
	Cong District with City State NAICS etc	Apr 25, 2016 17:25:01	marcv@wispro.org
	Emergency not like test	Jan 21, 2015 12:46:31	marcv@wispro.org
	Fed overview Dec 10	Dec 8, 2014 18:24:47	marcv@wispro.org
	Federal Awards FY11 12 13 14 15	Apr 22, 2016 11:47:51	marcv@wispro.org
	Federal Awards FY11 12 13 14 15 Place of Performance = WI	Apr 22, 2016 11:50:50	marcv@wispro.org
	Federal Awards FY11 12 13 14 15 Vendor state = WI	Apr 22, 2016 13:08:36	marcv@wispro.org
	Gen cats with congressional districts	Apr 22, 2016 18:18:47	marcv@wispro.org
	GPO SDVOSB rsch	May 9, 2016 14:27:37	marcv@wispro.org
	GSA Sked research	Apr 2, 2014 18:47:10	marcv@wispro.org

# Saved reports - options

1. Execute
2. Edit
3. Email – (pdf, embedded HTML, Excel, CSV)
4. Delete – Right hand side of the page
5. Can create basic structure, - starting point and fine tune

# Saved reports -options

	Fed overview Dec 10	Dec 8, 2014 18:24:47	marcv@wispro.org
	Federal Awards FY11 12 13 14 15	Apr 22, 2016 11:47:51	marcv@wispro.org
	Federal Awards FY11 12 13 14 15 Place of Performance = WI	Apr 22, 2016 11:50:50	marcv@wispro.org
	Federal Awards FY11 12 13 14 15 Vendor state = WI	Apr 22, 2016 13:08:36	marcv@wispro.org
	Gen cats with congressional districts	Apr 22, 2016 18:18:47	marcv@wispro.org
	GPO SDVOSB rsch	May 9, 2016 14:27:37	marcv@wispro.org

Execute Edit Email

**Report Properties**

Name: Federal Awards FY11 12 13 14 15

Description:

Comments: Searched on Fiscal Year = 'year'

Location: Personal Folder>Federal Awards FY11 12 13 14 15

Keywords:

# Saved reports – Save AS – Pop up

Save As - Mozilla Firefox

Gen... (US) https://www.fpds.gov/ias/jsp/InfReportWizardServlet

**Save As**  
To save a copy of this report, use the tools below to enter a new name for the report and configure report settings and properties, and then click OK.

Report Name:

Select report update setting:

On demand  
The data in on demand reports is refreshed each time the report is opened. User-based data restrictions are applied to on demand reports.

Cached   
The data in a cached report is refreshed periodically according to a schedule, to optimize system perform

Apply user-based security  
 Apply provider-based security

Save the report into the following folder:

Personal Folder

Note: By default, the report will inherit the read permissions of the folder in which it is placed.

Comments:

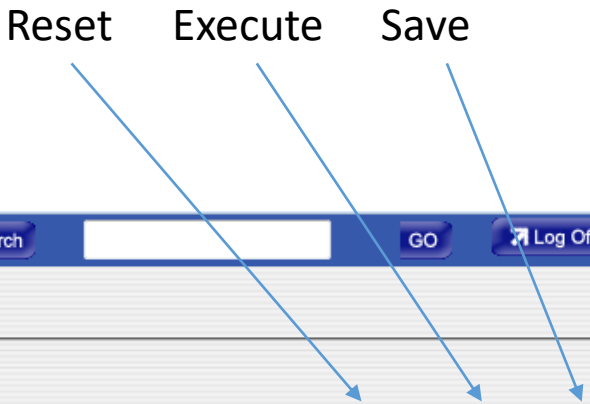
Description:

Keywords:

# Adhoc queries

- Queries – start with a question
- May be beneficial to write out the question
  - Helps to identify data elements to select
  - Helps to prevent – Executing > Download > Cancelling > Modifying - Cycle
  - Provides documentation and baseline
  - Allows to recreate the search if needed
- Query created by adding
  - Metrics
  - Attributes

# Adhoc – main page - New



HOME   Advanced Search   GO   Log Off

New   Find   My Reports   Close   Help

### Create Report

Report Name:

Reset   Execute   Save

<b>1</b> Select metrics	<b>2</b> Select attributes	<b>3</b> Select time, filters and rankings	<b>4</b> Layout and setup
<input type="text"/> <input type="checkbox"/> Prompt values	<input type="text"/> <input type="checkbox"/> Prompt values	Time all available 2 filter(s)	

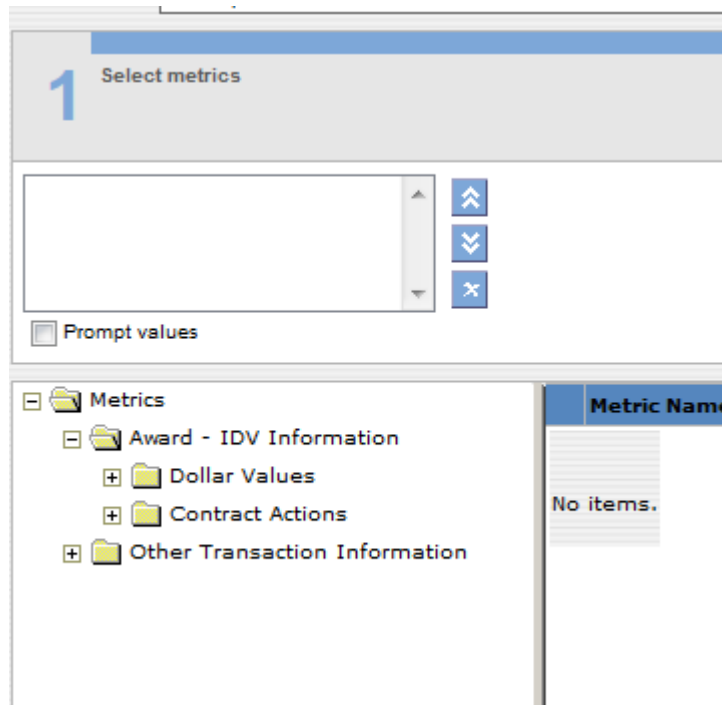
Metrics

- Award - IDV Information
- Other Transaction Information

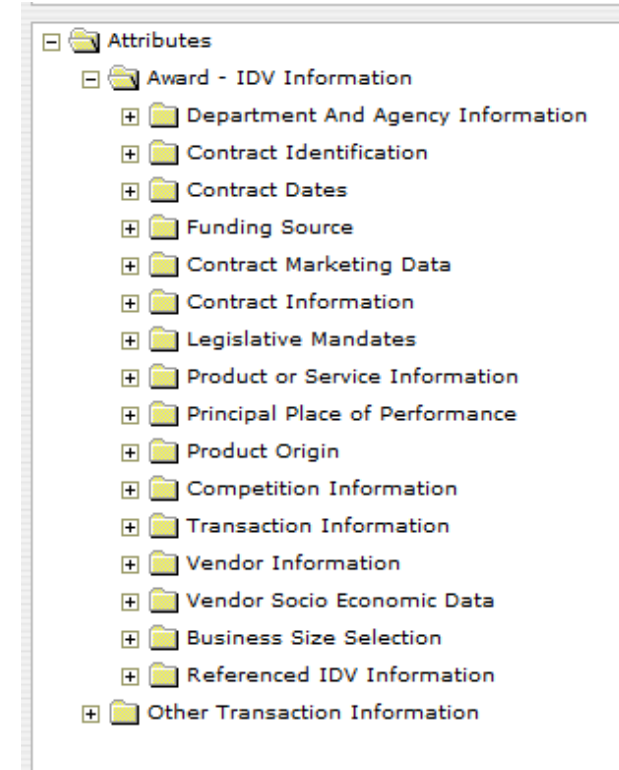
Metric Name	Description	Add
No items.		

# Available information – Metrics & Attributes

**Metrics – things that are measured**



**Attributes – describes metrics**



# Create a New adhoc report

HOME Advanced Search

New Find My Reports Close Help

### Create Report

Report Name:

**1** Select metrics

Prompt values

**2** Select attributes

Prompt values

**3** Select time, filters and rankings

Time  
*all available*  
2 filter(s)

Metrics

- Award - IDV Information
- Other Transaction Information

Metric Name	Description
No items.	

# Selecting Metrics

**Create Report**

Report Name:

Reset Execute Save

**1** Select metrics      **2** Select attributes      **3** Select filters      **4** Layout and setup

Prompt values       Prompt values

Time  
all available  
2 filter(s)

**Metrics**

- Award - IDV Information
- Dollar Values**
- Contract Actions
- Other Transaction Information

Metric Name	Description	Add
Base and Exercised Options Value		Add
Action Obligation		Add
Base and All Options Value		Add

1. Click Award Folder - open
2. Click Dollar Values - open
3. Click Add (far right) to add element

# Metric – action obligation - added

Can select 1, 2, or 3 (all) available  
Can also add Contract Actions

**Create Report**

Report Name:

**1 Select metrics**

Action Obligation

Prompt values

**2 Select all**

Prompt values

- Metrics
  - Award - IDV Information
  - Dollar Values**
  - Contract Actions
  - Other Transaction Information

Metric Name
Base and Exercised Options Value
<b>Action Obligation</b>
Base and All Options Value

# Select attributes

**Create Report**

Report Name:

**1** Select metrics

**2** Select attributes

**3** Select time, filters and ra

Action Obligation

Time  
all available  
2 filter(s)

Prompt values

Prompt values

Attributes

- Award - WOV Information

Attribute Name	Description
No items.	

The selection folder was titled Metrics. It is now Attributes

Light grey and light blue at the top indicates that this is the active feature

# Attribute categories

Roughly:

- \*Who
- \*What
- \*When
- \*Where
- \*How

>200 data elements

Report Name:

**1** Select metrics

Action Obligation

Prompt values

**2** Select attributes

Prompt values

Attributes

- [-] Award - IDV Information
  - [+] Department And Agency Informa
  - [+] Contract Identification
  - [+] Contract Dates
  - [+] Funding Source
  - [+] Contract Marketing Data
  - [+] Contract Information
  - [+] Legislative Mandates
  - [+] Product or Service Information
  - [+] Principal Place of Performance
  - [+] Product Origin
  - [+] Competition Information
  - [+] Transaction Information
  - [+] Vendor Information
  - [+] Vendor Socio Economic Data
  - [+] Business Size Selection
  - [+] Referenced IDV Information

Attribute Name	Description
No items.	

# Adding attributes

1.  Prompt values

2.  Prompt values

1. **Attributes**

2. **Department And Agency Informa**

3. **Add**

Attribute Name	Description	Add
Contracting Agency ID		Add
Contracting Agency Name		Add
Contracting Department ID		Add
Contracting Department Name		Add
Contracting Office ID		Add
Contracting Office Name		Add
Contracting Office Region		Add
Func Dim End Date		Add

1. Click attributes folder to open
2. Select folder from list and click to open
3. Select Attribute and Add (far right)  
-- can add none or all

# Editing Metrics/Attributes

Select – highlight Move up/down

**Create Report**

Report Name:

1 Select metrics	2 Select attributes	3 Select time, filters and rankings
<p>Action Obligation</p> <p><input type="checkbox"/> Prompt values</p>	<p>Contracting Office ID Contracting Office Name NAICS Code NAICS Description Product or Service Code</p> <p><input type="checkbox"/> Prompt values</p>	<p>Time all available 5 filter(s)</p>

**Metrics**

- Award - IDV Information
- Other Transaction Information

Metric Name	Description

Select – highlight - delete

# Fundamental Report – metrics only

**Create Report**

Report Name:

**1** Select metrics

Action Obligation

Prompt values

**2** Select attributes

**Metrics**

- Award - IDV Information
- Other Transaction Information

**Metric Name**

No items.

**New Report**

Filters: Date Signed only show values between '10/01/2015' and '09/30/2016'  
Last Modified Date only show values between

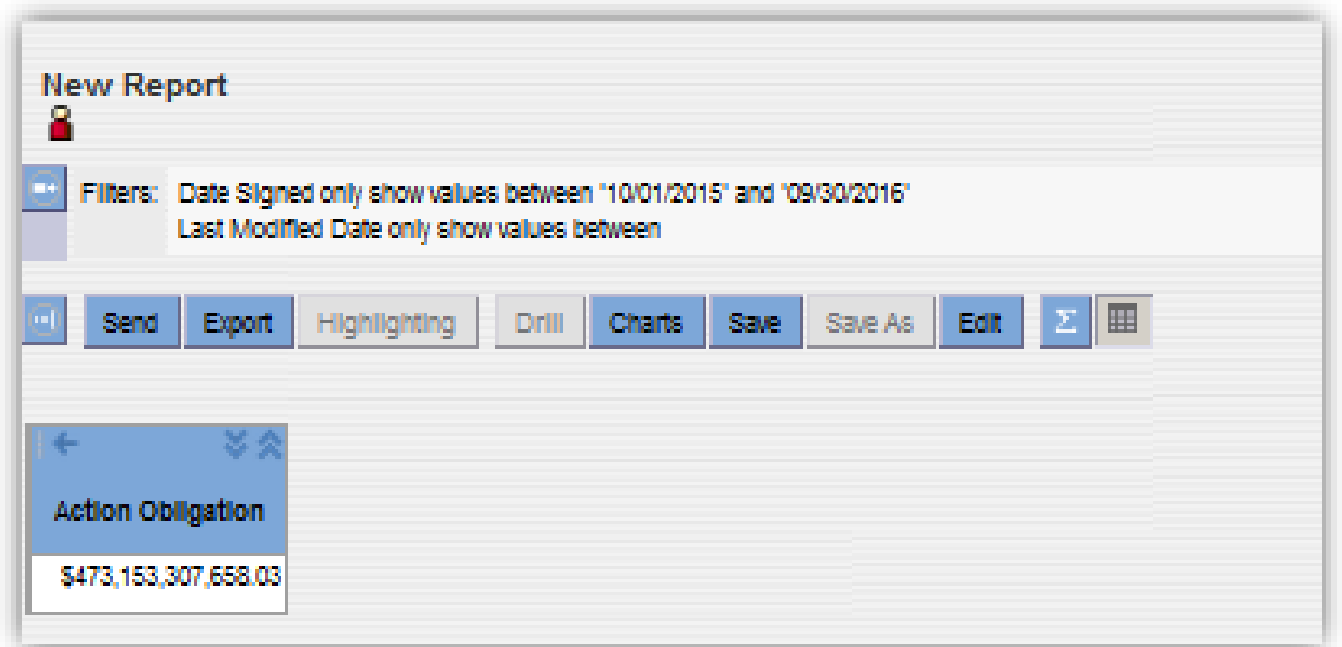
Send Export Highlighting Drill Charts Save Save As Edit  $\Sigma$

Action Obligation

\$473,153,307,658.03

# Practice tip

- Document queries
- Utilize consistent, similar time periods
- Document filters
- If needed, can you reproduce your work?



# Excel tip - documentation

Select > Copy

Contractor	Contract ID	Date Signed	Reference	NAICS Code	NAICS Description	Product or Service Code	Product or Service Description	Principal Place of Performance State Code	Principal Place of Performance Location Code	Award or IDV Type	Vendor Name	Contract
2	NAVAL FA N62470	#####		811122	AUTOMOTIVE	J025	MAINT/REIL			PURCHASE	SCALETTA MOLONEY ARMORING CORP	

The screenshot shows the Excel context menu with the 'Copy' option highlighted. A red arrow points from 'Copy' to the 'NAICS Description' field in the list of data fields. Another red arrow points from the 'Paste Options' section of the context menu to the list of fields.

- Contracting Office Name
- Contracting Office ID
- Date Signed
- Referenced IDV PIID
- NAICS Code
- NAICS Description
- Product or Service Code
- Product or Service Description
- Principal Place of Performance State Code
- Principal Place of Performance Location Code
- Award or IDV Type
- Vendor Name
- Contractor Name
- Contracting Officers Business Size Selection
- Action Obligation

# Add Attributes for additional information

**Create Report**

Report Name:

**1** Select metrics

Action Obligation

Prompt values

**2** Select attributes

Prompt values

**3** Select filters

Time  
all available  
2 filter(s)

	Attribute Name	Description
	(Last Date To Order)	
	Completion Date	
	Date Signed	
	Effective Date	
	Est. Ultimate Completion Date	
	Fiscal Year	<b>Add</b> Fiscal Year
	Signed Date	

**Attributes**

- [-] Award - IDV Information
  - [+] Department And Agency Information
  - [+] Contract Identification
  - [+] Contract Dates
  - [+] Funding Source
  - [+] Contract Marketing Data
  - [+] Contract Information
  - [+] Legislative Mandates

# Awards by Fiscal Year

The screenshot displays a 'New Report' interface. At the top, there are navigation buttons: 'New', 'Find', 'My Reports', 'Close', and 'Help'. Below this is the 'Create Report' section with a 'Report Name' field containing 'New Report'.

The interface is divided into two main sections for configuration:

- 1 select metrics:** A list box containing 'Action Obligation' with up/down arrows and a 'Prompt values' checkbox.
- 2 select attributes:** A list box containing 'Fiscal Year' with up/down arrows and a 'Prompt values' checkbox.

Below the configuration area is a toolbar with buttons for 'Send', 'Export', 'Highlighting', 'Drill', 'Charts', 'Save', 'Save As', 'Edit', and a summary icon. A 'Filters' section is also visible, showing: 'Date Signed only show values between '10/01/2011' and '09/30/2016'' and 'Last Modified Date only show values between'.

The main data area displays a table with the following data:

Fiscal Year	Action Obligation
2012	\$519,491,634,254.94
2013	\$463,138,377,865.19
2014	\$445,771,929,732.00
2015	\$439,539,448,814.59
2016	\$473,153,307,658.03

# Agency, Department & Contracting Office – ID's

Report Name:

### 1 Select metrics

Action Obligation

⬆
⬇
✕

Prompt values

### 2 Select attributes

Contracting Agency ID

Contracting Agency Name

Contracting Department ID

Contracting Department Name

Contracting Office Name

⬆
⬇
✕

Prompt values

Time  
all  
2 filt

- [-] Attributes
  - [-] Award - IDV Information
  - [-] Department And Agency Informa
  - [+] Contract Identification
  - [+] Contract Dates
  - [+] Funding Source
  - [+] Contract Marketing Data

Attribute Name	Description
Contracting Agency ID	
Contracting Agency Name	
Contracting Department ID	
Contracting Department Name	
Contracting Office ID	
Contracting Office Name	

# Develop tools for targeted filtering using “ID’s”

Send Export Highlighting Drill Charts Save Save As Edit Σ

Attributes selected

Metric Selected

1 of 161

Contracting Department Name	Contracting Department ID	Contracting Agency Name	Contracting Agency ID	Contracting Office Name	Contracting Office ID	Action Obligation
ADMINISTRATIVE CONFERENCE OF THE U. S.	9515	ADMINISTRATIVE CONFERENC	9515	ACUS	954403	\$179,779.00
AGENCY FOR INTERNATIONAL DEVELOPMENT	7200	AGENCY FOR INTERNATIONAL	7200	USAID A/AID	720AAD	\$16,559.95
AGENCY FOR INTERNATIONAL DEVELOPMENT	7200	AGENCY FOR INTERNATIONAL	7200	USAID AFRICA	720AFR	\$3,251,346.43
AGENCY FOR INTERNATIONAL DEVELOPMENT	7200	AGENCY FOR INTERNATIONAL	7200	USAID ASIA	720ASA	\$4,419,870.00
AGENCY FOR INTERNATIONAL DEVELOPMENT	7200	AGENCY FOR INTERNATIONAL	7200	USAID BFS	720BFS	\$12,867,078.90
AGENCY FOR INTERNATIONAL DEVELOPMENT	7200	AGENCY FOR INTERNATIONAL	7200	USAID DCHA/ASHA	72ASHA	-\$15,763.41
AGENCY FOR INTERNATIONAL DEVELOPMENT	7200	AGENCY FOR INTERNATIONAL	7200	USAID DCHA/CMM	72DCMM	-\$9,575.04
AGENCY FOR INTERNATIONAL DEVELOPMENT	7200	AGENCY FOR INTERNATIONAL	7200	USAID DCHA/CS3	72DCS3	\$818,287.39
AGENCY FOR INTERNATIONAL DEVELOPMENT	7200	AGENCY FOR INTERNATIONAL	7200	USAID DCHA/DG	720DDG	-\$455,764.02

\*\*\*Create an easy to use, Look up table that provides Department ID’s, Agency ID’s and Contracting Office ID’s. Export to Excel and save for reference.

# What does Contracting Office (W912QR) buy?

Contracting Office ID

Action Obligation

Contracting Office Name  
Contracting Office ID  
NAICS Code  
NAICS Description  
Description of Requirement

Time  
all available  
3 filter(s)

Prompt values

Prompt values

Time Filters Filter Identifier Rankings

## Add Filters

Use the tools below to create, edit and manage filters on the report.

**Report Filters:** This section displays the existing filters in this report.

### Attribute Filters:

Enable progressive filtering

Date Signed only show values between

and

Last Modified Date only show values between

and

Contracting Office ID only show values equal to 'W912QR'

Count of NAICS	NAICS Code	NAICS Description	Total
	236220	COMMERCIAL AND INSTITUTIONAL BUILDING CONSTRUCTION	192
	541330	ENGINEERING SERVICES	79
	237990	OTHER HEAVY AND CIVIL ENGINEERING CONSTRUCTION	58
	561730	LANDSCAPING SERVICES	37
	337214	OFFICE FURNITURE (EXCEPT WOOD) MANUFACTURING	34
	561720	JANITORIAL SERVICES	32
	562910	REMEDIATION SERVICES	25
	561210	FACILITIES SUPPORT SERVICES	24
	238160	ROOFING CONTRACTORS	20
	237310	HIGHWAY, STREET, AND BRIDGE CONSTRUCTION	14
	<b>Grand Total</b>		<b>515</b>

Excel

# What does Contracting Office (W912QR) buy?

## Description of Requirement – in Product or Service Information Folder

W072 ENDIST LOUI	W912QR	236220	COMMERCIAL AND INSTITUTIONAL BUILDING (	IGF::OT::IGF BARKLEY ELEMENTARY SCHOOL	\$70,271.00
W072 ENDIST LOUI	W912QR	236220	COMMERCIAL AND INSTITUTIONAL BUILDING (	IGF::OT::IGF BASE - DOCK 5 AT BEALE AFB, CA	\$10,180,000.00
W072 ENDIST LOUI	W912QR	236220	COMMERCIAL AND INSTITUTIONAL BUILDING (	IGF::OT::IGF BASE - WPAFB, OH BLDG 71A LASER LAB	\$5,883.00
W072 ENDIST LOUI	W912QR	236220	COMMERCIAL AND INSTITUTIONAL BUILDING (	IGF::OT::IGF BLDG 23, DECC BLDG 23 SECURE RM 146	\$3,801,000.00
W072 ENDIST LOUI	W912QR	236220	COMMERCIAL AND INSTITUTIONAL BUILDING (	IGF::OT::IGF BLDG 874 LACKLAND AFB	\$9,493.00
W072 ENDIST LOUI	W912QR	236220	COMMERCIAL AND INSTITUTIONAL BUILDING (	IGF::OT::IGF CAMP PARKS ELECTRICAL UPGRADES PHASE II	\$0.00
W072 ENDIST LOUI	W912QR	236220	COMMERCIAL AND INSTITUTIONAL BUILDING (	IGF::OT::IGF CASE 0002 - RE-ROUTING NEW COMM LINE AS RED-LINED  JBSA LACKLAND, TX MEDICAL TRAINING FAC	\$98,217.00

Partial listing

# Awards filtered by Business Size

The screenshot displays a web interface for configuring report filters. The main area is titled "Add Filters" and contains sections for "Report Filters", "Attribute Filters", and "Metric Filters".

- Report Filters:** This section displays the existing filters in this report.
- Attribute Filters:** Includes options like "Enable progressive filtering" and several date-based filters. A red arrow points to the filter: "Contracting Officers Business Size Selection only show values equal to 'OTHER THAN SMALL BUSINESS'".
- Metric Filters:** Currently empty.

The "Edit Filter" section at the bottom allows editing an existing filter. It shows the filter "Contracting Officers Business Size Selection" with the condition "only show values equal to" and the value "OTHER THAN SMALL BUSINESS". A red arrow points to the value field.

A modal window titled "Choose Attribute Values - Mozilla Firefox" is open, showing a search bar and a list of values: "OTHER THAN SMALL BUSINESS" and "SMALL BUSINESS". A "Show all values" button is also present.

# Awards filtered by Business Size – 4 steps

**Add Filter:** In this section add a new filter to this report.

Attribute Filter | Metric Filter

Create attribute filter by selecting an attribute, the filter condition and attribute values.

For

[Select other attributes...](#) [Select attribute values...](#) [Select global variable as value...](#)

Prompt this filter before running.

Last step

# Contracting Office (W912QR) awards by size

Count of NAICS Code	Column Labels			
Row Labels	OTHER THAN SMALL BUSINESS	SMALL BUSINESS	Grand Total	
111199		1	1	
211111		1	1	
212312		2	2	
212319		7	7	
212321		3	3	
991199	5		5	
		1	1	
	2	2	4	
	196	468	664	
		3	3	
	1		1	
	1		1	
	7	18	25	
	90	54	144	
		5	5	
	1	1	2	
		87	87	
		2	2	
		24	24	

Sort (NAICS Code) ? X

Sort options

Manual (you can drag items to rearrange them)

Ascending (A to Z) by:

NAICS Code

Descending (Z to A) by:

Count of NAICS Code

---

Summary

Sort NAICS Code by Count of NAICS Code in descending order

Excel

# Awards sorted by Count of NAICS

2				
3	Count of NAICS Code	Column Labels		
4	Row Labels	OTHER THAN SMALL BUSINESS	SMALL BUSINESS	Grand Total
5	236220	196	468	664
6	541330	241	58	299
7	561720		175	175
8	237990	90	54	144
9	337214	107	24	131
10	562910	28	66	94
11	238160		87	87
12	561210		85	85
13	561730		70	70
14	541310	21	14	35
15	238990		30	30
16	324110	1	29	30
17	237310	7	18	25
18	238210		24	24
19	541620	1	22	23
20	541370		22	22
21	811310	12	9	21

Excel

# Awards sorted by Action Obligation - Excel

3	Column Labels							
4	OTHER THAN SMALL BUSINESS			SMALL BUSINESS		Total Count of NAICS Code	Total Sum of Action Obligation	
5	Row Labels	Count of NAICS Code	Sum of Action Obligation	Count of NAICS Code	Sum of Action Obligation			
6	236220	196 \$	179,919,299.23	468 \$	225,262,416.45	664 \$	405,181,715.68	
7	237990	90 \$	247,401,763.14	54 \$	13,155,299.80	144 \$	260,557,062.94	
8	236210	2 \$	49,064,000.00	2 \$	15,040.00	4 \$	49,079,040.00	
9	541330	241 \$	43,510,578.14	58 \$	3,583,176.02	299 \$	47,093,754.16	
10	236115			1 \$	23,347,009.00	1 \$	23,347,009.00	
11	562910	28 \$	13,247,494.24	66 \$	3,943,867.63	94 \$	17,191,361.87	
12	237310	7 \$	1,021,451.00	18 \$	10,510,627.00	25 \$	11,532,078.00	
13	238160			87 \$	10,872,780.64	87 \$	10,872,780.64	
14	337214	107 \$	7,534,454.88	24 \$	1,459,474.97	131 \$	8,993,929.85	
15	333120			3 \$	4,253,172.00	3 \$	4,253,172.00	
16	541620	1 \$	359,960.71	22 \$	2,930,081.59	23 \$	3,290,042.30	
17	561720			175 \$	3,031,971.09	175 \$	3,031,971.09	
18	541611	1 \$	11,637.50	15 \$	2,780,245.48	16 \$	2,791,882.98	
19	541310	21 \$	1,249,965.25	14 \$	1,386,428.36	35 \$	2,636,393.61	
20	337122			8 \$	2,530,365.55	8 \$	2,530,365.55	
21	561621	3 \$	2,096,811.75	11 \$	99,088.56	14 \$	2,195,900.31	

Excel

# Top NAICS FPDS Ranking - 1

The screenshot displays the 'Create Report' interface with three main steps: 1. Select metrics, 2. Select attributes, and 3. Select time, filters and rankings. The 'Rankings' tab is highlighted with a red box. Below the tabs, the 'Add Filters' section is visible. A modal window titled 'Rank Data' is open, showing configuration options for ranking rules. The modal includes two rows of configuration, each with a 'Show' dropdown set to 'Top', a text input set to '10', a 'Select an attribute' dropdown, and a 'by' dropdown set to 'Select a metric'. The first row also includes an 'and' checkbox and a 'total others at end of table' checkbox. The second row includes a 'then show' dropdown set to 'Top' and another text input set to '10'. The 'Rankings' tab in the main interface is also highlighted with a black box.

# Top NAICS FPDS Ranking- 2

The screenshot displays the 'Create Report' interface, which is divided into three main sections: '1 Select metrics', '2 Select attributes', and '3 Select time, filters and rankings'. The 'Rankings' tab is highlighted in the 'Add Filters' section. A dropdown menu is open for 'Select an attribute', showing options: 'Contracting Office Name', 'Contracting Office ID', 'NAICS Code', 'NAICS Description', and 'All Selected Attributes'. A red arrow points to 'NAICS Code'. The 'Rank Data' section shows 'Show Top 10' and 'by Action Obligation'.

# Top NAICS Codes – W912QR Ranked - FPDS

**New Report**

Filters: Date Signed only show values between '10/01/2016' and '09/30/2017'  
 Last Modified Date only show values between  
 Contracting Office ID only show values equal to 'W912QR'

Send Export Highlighting Drill Charts Save Save As Edit Σ

Contracting Office Name	Contracting Office ID	NAICS Code	NAICS Description	Action Obligation
W072 ENDIST LOUISVILLE	W912QR	236220	COMMERCIAL AND INSTITUTIONAL BUILDING CONSTRUCTION	\$564,290,849.16
W072 ENDIST LOUISVILLE	W912QR	237990	OTHER HEAVY AND CIVIL ENGINEERING CONSTRUCTION	\$244,250,902.80
W072 ENDIST LOUISVILLE	W912QR	541330	ENGINEERING SERVICES	\$55,127,673.79
W072 ENDIST LOUISVILLE	W912QR	237310	HIGHWAY, STREET, AND BRIDGE CONSTRUCTION	\$13,133,771.00
W072 ENDIST LOUISVILLE	W912QR	562910	REMEDIATION SERVICES	\$12,900,150.42
W072 ENDIST LOUISVILLE	W912QR	337214	OFFICE FURNITURE (EXCEPT WOOD) MANUFACTURING	\$9,144,950.02
W072 ENDIST LOUISVILLE	W912QR	337122	NONUPHOLSTERED WOOD HOUSEHOLD FURNITURE MANUFACTURING	\$8,669,165.24
W072 ENDIST LOUISVILLE	W912QR	541310	ARCHITECTURAL SERVICES	\$4,250,628.01
W072 ENDIST LOUISVILLE	W912QR	238160	ROOFING CONTRACTORS	\$3,866,077.15
W072 ENDIST LOUISVILLE	W912QR	561210	FACILITIES SUPPORT SERVICES	\$3,843,233.15

# NAICS search options

- Single NAICS
- Multiple NAICS
  - Add filter for each and advanced search OR
  - Manual entry
  - Using “show only”
- Band of NAICS – using Between filter option

# NAICS search options – Option1

Last Modified Date only show values between  

and

Contracting Office ID only show values equal to 'W912QR' 

and

Contracting Officers Business Size Selection only show values equal to 'SMALL BUSINESS' 

and

NAICS Code only show values equal to '236220' 

and

NAICS Code only show values equal to '237990' 

**Metric Filters:**

None currently added, use the tools below to add metric filters.

---

**Add Filter:** In this section add a new filter to this report.

Attribute Filter | [Metric Filter](#)

Create attribute filter by selecting an attribute, the filter condition and attribute values.

For   only show values equal to    

[Select other attributes...](#) [Select attribute values...](#) [Select global variable as value...](#)

# NAICS search options – Option 1

The screenshot shows a search filter interface with the following filters listed from top to bottom:

- Last Modified Date only show values between [dropdown] [dropdown]
- and
- Contracting Office ID only show values equal to 'W912QR'
- and
- Contracting Officers Business Size Selection only show values equal to 'SMALL BUSINESS'
- and
- NAICS Code only show values equal to '236220'
- and
- NAICS Code only show values equal to '237990'
- and
- NAICS Code only show values equal to '236210'

Below the filters is a section for Metric Filters:


**Metric Filters:**  
None currently added, use the tools below to add metric filters.

A blue callout box on the right side of the filters contains the following text:

**This will fail!**  
A contract is classified by one NAICS code. This query requires that all three be present.

Red arrows on the left point to the 'and' connectors between the filters. Blue 'x' buttons are visible to the right of each filter.

# NAICS search options – Option1





# Advanced Option – and/or



**Report Filters:** This section displays the existing filters in this report.

**Attribute Filters:**




Enable progressive filtering

Date Signed only show values between  




and ▼

Last Modified Date only show values between  

and ▼

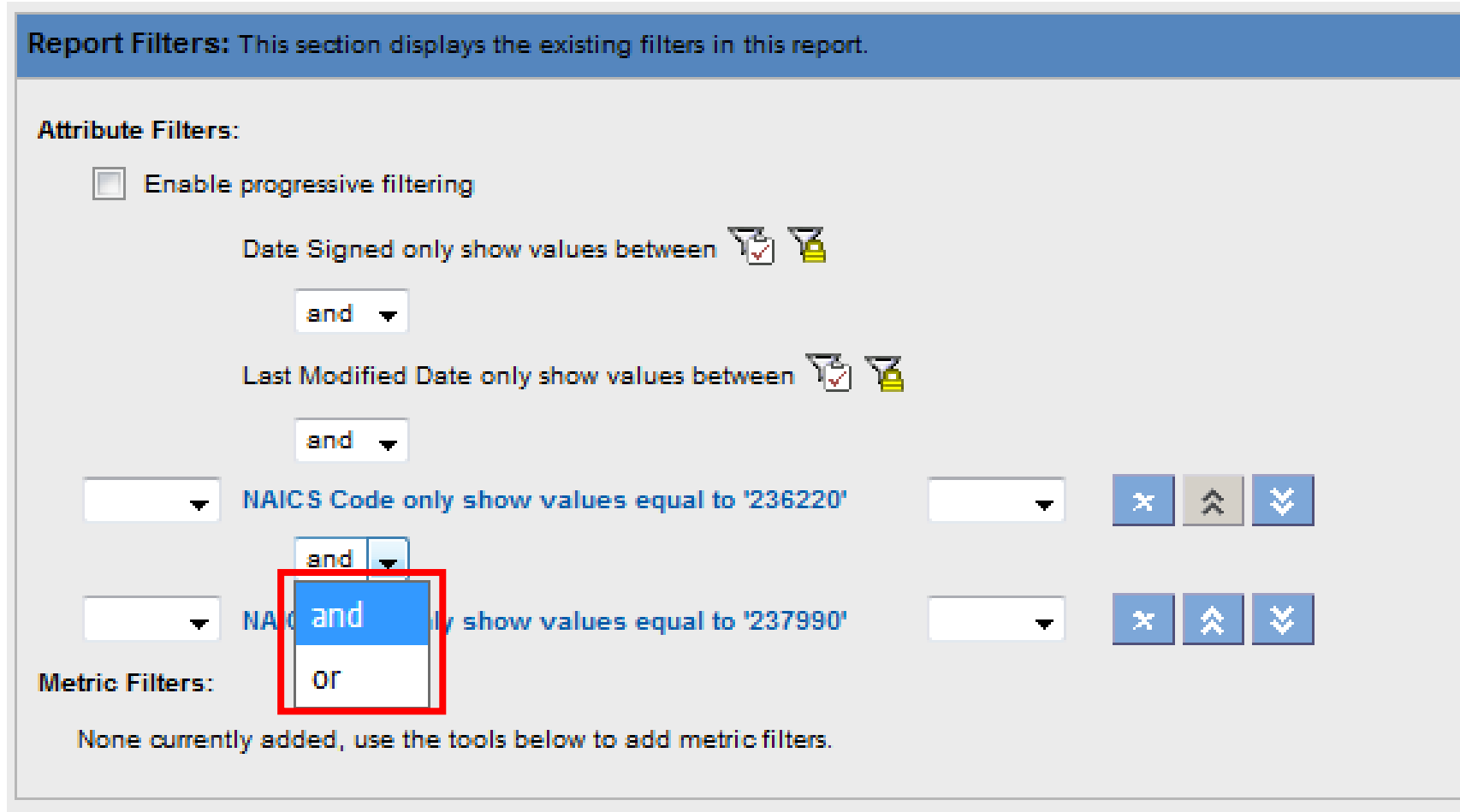
▼ NAICS Code only show values equal to '236220' ▼   

and ▼

▼ NAICS Code only show values equal to '237990' ▼   

**Metric Filters:**

None currently added, use the tools below to add metric filters.



# Advanced Options – Grouping

The screenshot displays a software interface for advanced filtering. At the top, it says "Last Modified Date only show values between" with a clock icon. Below this are several filter rows, each starting with an "and" dropdown. The filters are:

- Contracting Office ID only show values equal to 'W912QR'
- Contracting Officers Business Size Selection only show values equal to 'SMALL BUSINESS'
- NAICS Code only show values equal to '236220'
- CS Code only show values equal to '237990'
- CS Code only show values equal to '236210'

Each filter row has a dropdown menu on the right with "x", "up", and "down" buttons. A dropdown menu is open on the left side of the NAICS filter, showing a list of grouping symbols: (, ((, (((, ((((, (((((, ((((((, (((((((, and (((((((((. Below the filters, there is a blue bar with the text "Add" and "Metric Filter". At the bottom, there is a section titled "Metric Filter" with instructions: "by selecting an attribute, the filter condition and attribute values."

# NAICS search options – Option1

**Report Filters:** This section displays the existing filters in this report.

**Attribute Filters:**

- Enable progressive filtering
- Date Signed only show values between [dropdown] and [dropdown]
- Last Modified Date only show values between [dropdown] and [dropdown]
- [dropdown] Contracting Office ID only show values equal to 'W912QR' [dropdown] [x] [up] [down]
- [dropdown] Contracting Officers Business Size Selection only show values equal to 'SMALL BUSINESS' [dropdown] [x] [up] [down]
- [ ( [dropdown] NAICS Code only show values equal to '236220' [dropdown] [x] [up] [down]
- [dropdown] NAICS Code only show values equal to '237990' [dropdown] [x] [up] [down]
- [dropdown] NAICS Code only show values equal to '236210' [ ) ] [dropdown] [x] [up] [down]

**Metric Filters:**

None currently added, use the tools below to add metric filters.

# NAICS search options – Option2

**Add Filter:** In this section add a new filter to this report.

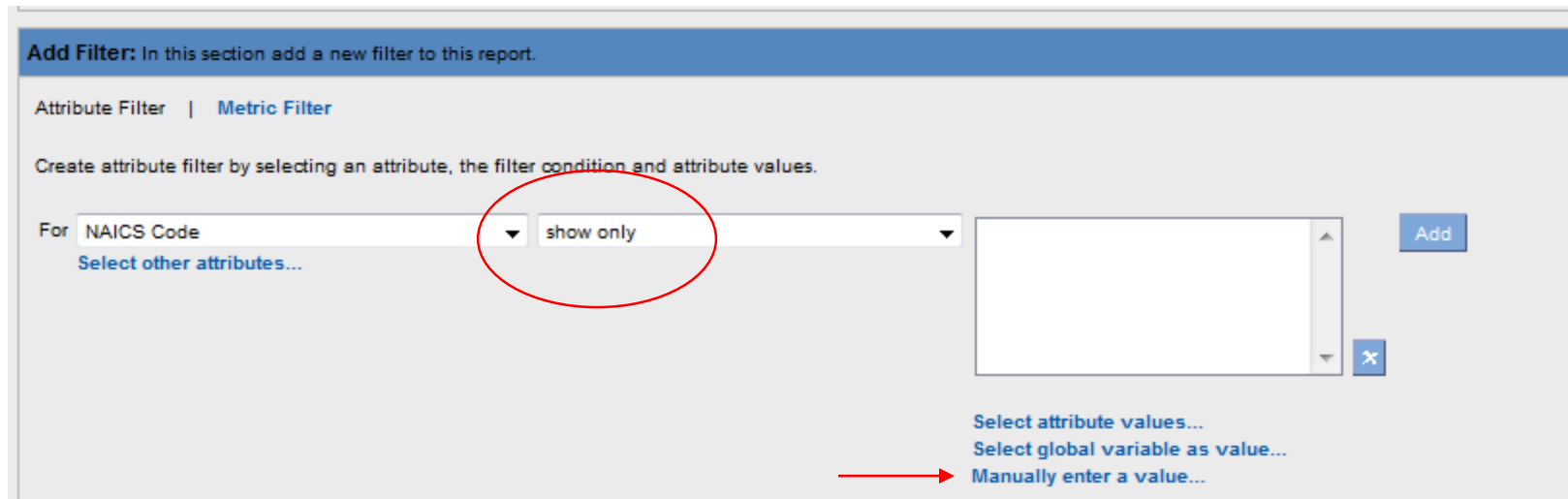
Attribute Filter | Metric Filter

Create attribute filter by selecting an attribute, the filter condition and attribute values.

For

[Select other attributes...](#)

[Select attribute values...](#)  
[Select global variable as value...](#)  
[Manually enter a value...](#)



# NAICS search options – Option2

and ▼  
Contracting Office ID only show values equal to 'W912QR'

and ▼  
Contracting Officers Business Size Selection only show values equal to 'SMALL BUSI...

Metric Filters:  
None currently added, use the tools below to add metric filters.

Add Filter: In this section add a new filter to this report.

Attribute Filter | Metric Filter

Create attribute filter by selecting an attribute, the filter condition and attribute values.

For NAICS Code ▼ show only ▼  
[Select other attributes...](#)

238220 ▲  
237990 ▼

Add

Select attribute values...  
Select global variable as value...  
Manually enter a value...

Enter an Attribute Value - Mozilla Firefox  
https://www.fpds.gov/ias/jsp/report/filter/Si  
Enter an Attribute Value  
Enter an Attribute Value Below  
236210  
OK Cancel

➔ Using the “Show Only” can add up to 10 elements.

# NAICS search options – Option2

and

Contracting Office ID only show values equal to 'W912QR'

and

Contracting Officers Business Size Selection only show values equal to 'SMALL BUSI

**Metric Filters:**  
None currently added, use the tools below to add metric filters.

**Add Filter:** In this section add a new filter to this report.

Attribute Filter | Metric Filter

Create attribute filter by selecting an attribute, the filter condition and attribute values.

For NAICS Code show only  
[Select other attributes...](#)

238220  
237990

Add

Select attribute values...  
Select global variable as value...  
Manually enter a value...

Enter an Attribute Value - Mozilla Firefox

https://www.fpds.gov/ias/jsp/report/filter/Si

**Enter an Attribute Value**

Enter an Attribute Value Below

236210

OK Cancel

# NAICS search options – Option2

and ▼

Contracting Officers Business Size Selection only show values equal to 'SMALL BUSINESS'

Metric Filters:  
None currently added, use the tools below to add metric filters.

**Add Filter:** In this section add a new filter to this report.

Attribute Filter | Metric Filter

Create attribute filter by selecting an attribute, the filter condition and attribute values.

For NAICS Code ▼ show only ▼



Select other attributes...

236220 ▲  
237990  
236210 ▼




Add

Select attribute values...  
Select global variable as value...  
Manually enter a value...




# NAICS search options – Option2

Last Modified Date only show values between  




and ▼

▼ Contracting Office ID only show values equal to 'W912QR' ▼   

and ▼

▼ Contracting Officers Business Size Selection only show values equal to 'SMALL BUSINESS' ▼   

and ▼

▼ NAICS Code show only ('236220', '237990', '236210') ▼   

**Metric Filters:**

None currently added, use the tools below to add metric filters.

(KO -W912QR & SB & ( A or B or C)

# NAICS search options – Option 3

**Add Filter:** In this section add a new filter to this report.

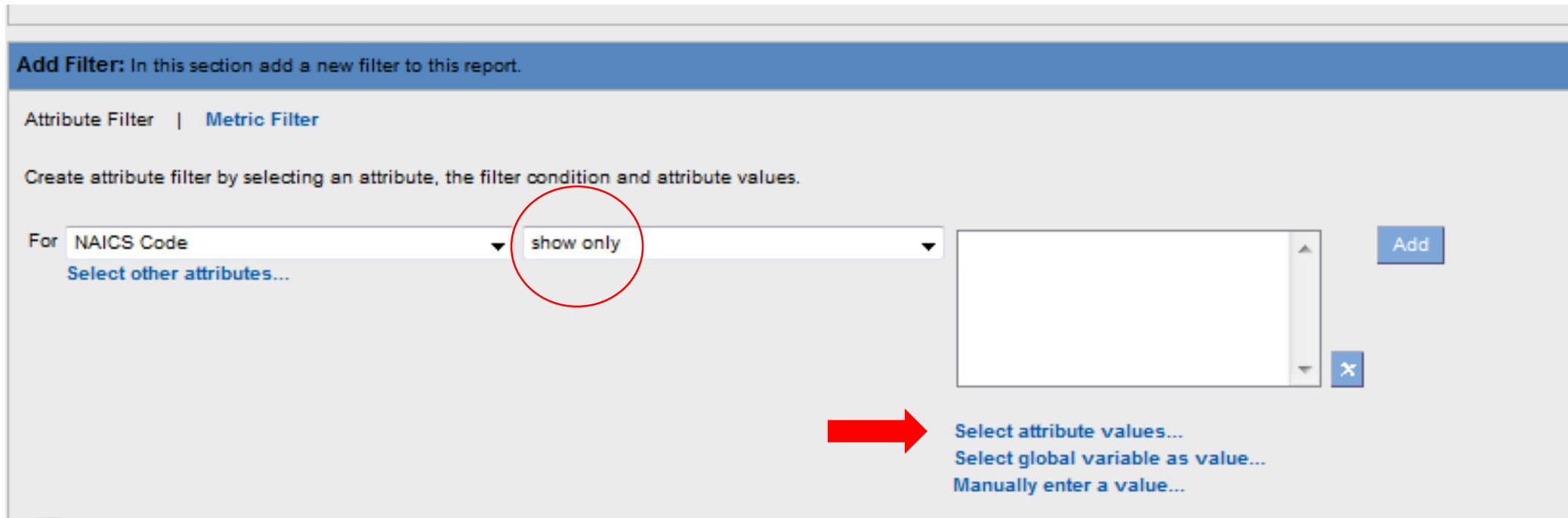
Attribute Filter | Metric Filter

Create attribute filter by selecting an attribute, the filter condition and attribute values.

For

[Select other attributes...](#)

[Select attribute values...](#)  
[Select global variable as value...](#)  
[Manually enter a value...](#)



# Filter options – attribute value is not known

The screenshot displays a web application interface for managing report filters. The main area is titled "Report Filters: This section displays the existing filters in this report." It contains sections for "Attribute Filters" and "Metric Filters".

**Attribute Filters:**

- Enable progressive filtering
- Date Signed only show values between [calendar icon] [hourglass icon]
- and
- Last Modified Date only show values between [calendar icon] [hourglass icon]

**Metric Filters:**

None currently added, use the tools below to add metric filters.

**Add Filter:** In this section add a new filter to this report.

Attribute Filter | Metric Filter

Create attribute filter by selecting an attribute, the filter condition and attribute values.

For **Vendor State** only show values equal to [empty field]

[Select other attributes...](#) [Select attribute values...](#) [Select global variable as value...](#)

Prompt this filter before running.

Restrict removal of this filter from report.

A modal dialog titled "Choose Attribute Values - Mozilla Firefox" is open, showing a list of states and territories:

- ALABAMA
- ALASKA
- AMERICAN SAMOA
- ARIZONA
- ARKANSAS
- ARMED FORCES - AMERICAS
- ARMED FORCES - EUROPE
- ARMED FORCES - PACIFIC
- CALIFORNIA
- CANAL ZONE
- COLORADO
- CONNECTICUT
- DELAWARE
- DISTRICT OF COLUMBIA
- FEDERATED STATES OF MICRONESIA

The dialog also includes a search bar, a "Show all values" button, and "OK" and "Cancel" buttons.

# NAICS search options – Option 3

The screenshot displays the FPDS search interface with the following elements:

- Search Filters:**
  - Contracting Officers Business Size Selection only show values equal to 'SMALL BUSINESS'
  - NAICS Code show only ('236220', '237990', '236210')
- Metric Filters:** None currently added, use the tools below to add metric filters.
- Add Filter:** In this section add a new filter to this report.
- Attribute Filter | Metric Filter:**
  - For NAICS Code
  - show only
  - Select other attributes...
- Options:**
  - Select attribute values...
  - Select global variable as v...
  - Manually enter a value...
- Modal Window:** 'Choose Attribute Values - Mozilla Firefox'
  - URL: https://www.fpds.gov/ias/jsp/report/filter/SetAttrib
  - Instruction: To multi-select, hold down the control key while you click on the items you wish to select.
  - Search input field with 'Search' button.
  - List of values: 11, 111110, 111120, 111130, 111140, 111150, 111160, 111191, 111199, 111211, 111219, 111310, 111320.
  - Message: There are more than 100 values to display. For faster performance only the first 100 appear in the current list. To display all the values click the button below.
  - Button: Retrieve all values
- Checkbox:** Prompt this filter before running.

# NAICS search options – Option 3

The screenshot shows the FPDs.gov search interface. On the left, there are filter options for 'Contracting Officers Business Size Selection' and 'NAICS Code show only'. Below these are 'Metric Filters' and an 'Add Filter' section. The 'Add Filter' section shows 'NAICS Code' selected with the condition 'show only'. On the right, a 'Choose Attribute Values' dialog box is open, displaying a list of NAICS codes (11, 111110, 111120, 111130, 111140, 111150, 111160, 111191, 111199, 111211, 111219, 111310, 111320) and a 'Retrieve all values' button. A text box in the center provides instructions on how to select items in this dialog.

**These options will only work when the attribute filter is – show only.**

**To select a series of items –**  
**Select – 1st item**  
**Hover over the 2nd item – then Shift + Enter**



**To select non-consecutive items**  
**Hold use ctrl + Enter**

# NAICS search options – Option4 (Banded)


**Report Filters:** This section displays the existing filters in this report.

**Attribute Filters:**

Enable progressive filtering

Date Signed only show values between  

and

Last Modified Date only show values between 

and

Contracting Office ID only show values equal to \*

and

Contracting Officers Business Size Selection only



**Metric Filters:**

None currently added, use the tools below to add metrics

**Add Filter:** In this section add a new filter to this report.

Attribute Filter | Metric Filter

Create attribute filter by selecting an attribute, the filter

For NAICS Code  








Select other attributes

- show only
- exclude
- only show values similar to
- only show values not similar to
- only show values equal to
- only show values not equal to
- only show values between
- only show values greater than
- only show values greater than or equal to
- only show values less than
- only show values less than or equal to
- only show values that are null
- only show values that are not null

# NAICS search options – Option4 (Banded)

**Report Filters:** This section displays the existing filters in this report.

**Attribute Filters:**

- Enable progressive filtering
- Date Signed only show values between  
- and
- Last Modified Date only show values between  
- and
- Contracting Office ID only show values equal to 'W912QR' 
- and
- Contracting Officers Business Size Selection only show values equal to 'SMALL BUSINESS' 
- and
- NAICS Code only show values between '330000' and '339999' 

**Metric Filters:**

None currently added, use the tools below to add metric filters.

The system is not looking for valid/invalid NAICS codes.

It is only looking to see whether the code value is between the lower and upper bounds.

# How do they buy?

Row Labels	Count of Award or IDV Type	Sum of Action Obligation
BPA	129	\$ -
BPA CALL	19	\$ 529,190.11
DEFINITIVE CONTRACT	621	\$ 684,210,246.28
DELIVERY ORDER	1,238	\$ 178,879,315.37
IDC	132	\$ -
PURCHASE ORDER	417	\$ 11,225,282.31
<b>Grand Total</b>	<b>2,556</b>	<b>\$ 874,844,034.07</b>

# Vendor v. Contractor –

Filters: Date Signed only show values between '10/01/2016' and '09/30/2017'  
 Last Modified Date only show values between  
 Contracting Office ID only show values equal to 'W912QR'

Send Export Highlighting Drill Charts Save Save As Edit Σ

1 of 31

Contracting Office Name	Contracting Office ID	Vendor Name	Contractor Name	Action Obligation
W072 ENDIST LOUI	W912QR	4 CONTROL INC		\$44,013.37
W072 ENDIST LOUI	W912QR	5 STAR PUBLIC RE		\$49,500.00
W072 ENDIST LOUI	W912QR	7NT ENGINEERING		\$0.00
W072 ENDIST LOUI	W912QR	A&H - AMBICA JV, L		\$0.00
W072 ENDIST LOUI	W912QR	A&P REMODELING		\$0.00
W072 ENDIST LOUI	W912QR	A-VET/MGC A JOIN		\$28,623.72
W072 ENDIST LOUI	W912QR	A-VET/MGC II A JO		\$0.00
W072 ENDIST LOUI	W912QR	AAECON GENERAL		\$1,145,865.02
W072 ENDIST LOUI	W912QR	ABELL ELEVATOR		\$18,602.00
W072 ENDIST LOUI	W912QR	ABSOCOLD CORPC	ABSOCOLD CORPC	\$0.00
W072 ENDIST LOUI	W912QR	ACC CONSTRUCTK		\$19,520,424.88
W072 ENDIST LOUI	W912QR	ACCEL PACIFIC JV		\$359,780.40

March 18, 2020

# Vendor v. Contractor –

24,605 Records  
 1,752 Duplicate entries Vendor name  
 22,853 Vendors & 20,172 blank Contractor names ~ 88%



Vendor Name	Contractor Name
1 SOURCE SOLUTIONS, LLC	(blank)
1102 CO.	(blank)
11TH HOUR SEARCH LLC	(blank)
132 GROUP, INC.	(blank)
1500 N. MILITARY, LLC	(blank)
17 MACHINERY, LLC	(blank)
1800ADMIN, LLC	(blank)
1900 PAVILION, LLC	(blank)
1901 GROUP, LLC	1901 GROUP, LLC
	FUTRON, INCORPORATED
1SPATIAL INC.	LASER SCAN INC
1ST AMERICAN IMTS, LLC	(blank)
1ST AMERICAN SYSTEMS AND SERVICES LLC	(blank)
2 TWELVE SOLUTIONS LLC	(blank)
2020 COMPANY LIMITED LIABILITY COMPANY	2020 COMPANY, LLC
2020 COMPANY, LLC	2020 COMPANY, LLC
	(blank)
21ST CENTURY SYSTEMS, INC	21ST CENTURY SYSTEMS, INC
22ND CENTURY TEAM LLC	(blank)

At one time




# Who are the small businesses?

- Options
  - Add Small Business Filter
  - Add PIID
  - Add Ref IDV PIID
  - Add Vendor Name
  - Select NAICS/PSC and add FPDS Filter
  - Filter by Size in FPDS or using Excel




# Filter used to select Small Businesses

Last Modified Date only show values between  




and ▼

▼ Contracting Office ID only show values equal to 'W912QR' ▼   

and ▼

▼ Contracting Officers Business Size Selection only show values equal to 'SMALL BUSINESS' ▼   

and ▼

▼ NAICS Code show only ('236220', '237990', '236210') ▼   

**Metric Filters:**

None currently added, use the tools below to add metric filters.

# Small Businesses information

NAICS Description	Product or Service Code	Product or Service Description	Description of Requirement	Contracting Officers Business Size Selection	Award or IDV Type	PIID	Referenced IDV PIID	Vendor Name	Action Obligation
INDUSTRIAL BUILD	Y1PZ	CONSTRUCTION O	IGF::OT::IGF CASE	SMALL BUSINESS	DEFINITIVE CONTR	W912QR14C0060		RACC NELCORP JC	\$11,737.00
INDUSTRIAL BUILD	Y1PZ	CONSTRUCTION O	IGF::OT::IGF CASE	SMALL BUSINESS	DEFINITIVE CONTR	W912QR14C0060		RACC NELCORP JC	\$3,303.00
COMMERCIAL AND	5410	PREFABRICATED A	PRE-ENGINEERED	SMALL BUSINESS	PURCHASE ORDER	W912QR16P0075		STILTEN, LTD. CO.	\$0.00
COMMERCIAL AND	5410	PREFABRICATED A	PRE-ENGINEERED	SMALL BUSINESS	PURCHASE ORDER	W912QR16P0098		J.E.I., INC.	\$135,500.00
COMMERCIAL AND	C1GA	ARCHITECT AND E	IGF::OT::IGF CASE	SMALL BUSINESS	DEFINITIVE CONTR	W912QR12C0042		TOTAL TEAM CON:	\$79,521.00
COMMERCIAL AND	H999	OTHER QC/TEST//I	IGF::OT::IGF POP EXTENSION T	SMALL BUSINESS	DELIVERY ORDER	0005	W912QR14D0012	H2L1-CSC, JV	\$0.00
COMMERCIAL AND	H999	OTHER QC/TEST//I	IGF::OT::IGF CASE	SMALL BUSINESS	DELIVERY ORDER	0005	W912QR14D0012	H2L1-CSC, JV	\$208,858.00
COMMERCIAL AND	P400	SALVAGE- DEMOLI	IGF::OT::IGF DEMOLITION OF KI	SMALL BUSINESS	DELIVERY ORDER	0003	W912QR14D0022	NORTHVIEW ENTE	\$1,169,000.00
COMMERCIAL AND	P400	SALVAGE- DEMOLI	IGF::OT::IGF NOTICE TO PROCE	SMALL BUSINESS	DELIVERY ORDER	0003	W912QR14D0022	NORTHVIEW ENTE	\$0.00

Filter options – results

New Report

Active filters

Send Export Highlighting Drill Charts Save Save As Edit

1 of 963

1,500 pages max – page \* 20 items per page

Attributes and Metric

Contracting Agency Name	NAICS Code	Vendor State	Vendor Name	Contractor Name	Action Obligation
AGENCY FOR INTE	332212	VIRGINIA	GSA, FAS, FEDERA		-\$784.40
AGENCY FOR INTE	332312	VIRGINIA	NATIONAL CAPITAL		\$1,076.12
AGENCY FOR INTE	332510	MARYLAND	GOVCONNECTION,		-\$436.59
AGENCY FOR INTE	332510	VIRGINIA	CARAHSOFT TECH		\$41,515.00
AGENCY FOR INTE	332812	VIRGINIA	FACILITIES SOLUT	FACILITIES SOLUT	-\$21,277.00
AGENCY FOR INTE	332999	CALIFORNIA	DELTA SCIENTIFIC		\$7,981.31
AGENCY FOR INTE	333293	MARYLAND	CARTRIDGE TECHI		\$396,400.00
AGENCY FOR INTE	333293	VIRGINIA	XEROX CORPORAT	XEROX CORPORAT	\$35,302.88
AGENCY FOR INTE	333316	VIRGINIA	OMNI BUSINESS S'		\$0.00
AGENCY FOR INTE	333316	VIRGINIA	XEROX CORPORAT		\$30,710.16
AGENCY FOR INTE	334111	CALIFORNIA	APPLE INC.		-\$0.02

March 18, 2020

# Tailor searches

- Broad
  - Select data elements
- Narrow
  - Create Filters
    - Basic Filters
    - Advanced Filters
- Example
  - Purchases by NAICS
    - All
    - Department of Defense
    - Navy
    - Army
    - NAVFAC MW

# Adding a Metric filter - 1

Contracting Officers Business Size Selection only show values equal to 'SMALL BUSINESS' ✕


and

NAICS Code show only ('236220', '237990', '236210') ✕

**Metric Filters:**

None currently added, use the tools below to add metric filters.

**Add Filter:** In this section add a new filter to this report.

Attribute Filter | **Metric Filter** 

Create attribute filter by selecting an attribute, the filter condition and attribute values.

For    Add

[Select other attributes...](#)

[Select attribute values...](#)

# Adding a Metric filter - 2

NAICS Code show only ('236220', '237990', '236210') ✕


**Metric Filters:**  
None currently added, use the tools below to add metric filters.

**Add Filter:** In this section add a new filter to this report.

Attribute Filter | Metric Filter

Create metric filter by selecting a metric, the filter condition and metric value.

For  only show values equal to

- ning 
- Restrict removal of this filter from report.
- Apply this filter to regular data before the data is aggregated.

# Adding a Metric filter - 3

Contracting Officers Business Size Selection only show values equal to 'SMALL BUSINESS' [X]

and

NAICS Code show only (2) [X]

**Metric Filters:**  
None currently added, use the Add Filter button to add a new filter.

**Add Filter:** In this section add a new filter to the report.

Attribute Filter | Metric Filter

Create metric filter by selecting:

For:

- Prompt this filter before running.
- Restrict removal of this filter from report.

# “banded” Metric filter – two thresholds

Results depends upon the attributes which are selected.

**Add Filter:** In this section add a new filter to this report.

[Attribute Filter](#) | [Metric Filter](#)

Create metric filter by selecting a metric, the filter condition and metric value.

For  only show values greater than

Create metric filter by selecting a metric, the filter condition and metric value.

For  only show values less than or equal to

# Adding a Metric filter – lower/upper values


**Metric Filters:**

(  Action Obligation only show values greater than 3500


Action Obligation only show values less than or equal to 150000 )

# “banded” Metric filter – Complete


and

Contracting Office ID only show values equal to 'W912QR' 


and

Contracting Officers Business Size Selection only show values equal to 'SMALL BUSINESS' 


and

NAICS Code show only ('236220', '237990', '236210') 

**Metric Filters:**

( Action Obligation only show values greater than 3500 

and

Action Obligation only show values less than or equal to 150000 ) 

# “banded” Metric filter - Results

NAICS Code	NAICS Description	Product or Service Code	Product or Service Description	Description of Requirement	Contracting Officers Business Size Selection	Award or IDV Type	PIID	Referenced IDV PIID	Vendor Name	Action Obligation
236210	INDUSTRIAL BUILD	Y1PZ	CONSTRUCTION O	IGF::OT::IGF CASE	SMALL BUSINESS	DEFINITIVE CONF	W912QR14C0060		RACC NELCORP JC	\$11,737.00
236220	COMMERCIAL AND	5410	PREFABRICATED A	PRE-ENGINEERED	SMALL BUSINESS	PURCHASE ORDER	W912QR16P0098		J.E.I., INC.	\$135,500.00
236220	COMMERCIAL AND	C1GA	ARCHITECT AND E	IGF::OT::IGF CASE	SMALL BUSINESS	DEFINITIVE CONF	W912QR12C0042		TOTAL TEAM CON:	\$79,521.00
236220	COMMERCIAL AND	P400	SALVAGE- DEMOLI	IGF::OT::IGF CASE	SMALL BUSINESS	DELIVERY ORDER	0003	W912QR14D0022	NORTHVIEW ENTE	\$21,328.16
236220	COMMERCIAL AND	P400	SALVAGE- DEMOLI	IGF::OT::IGF CASE	SMALL BUSINESS	DELIVERY ORDER	0003	W912QR14D0022	NORTHVIEW ENTE	\$14,750.00
236220	COMMERCIAL AND	Y199	CONSTRUCT/MISC	CASE 0001 EQUITA	SMALL BUSINESS	DEFINITIVE CONF	W912QR11C0047		CHARPIE KORTE E	\$68,209.00
236220	COMMERCIAL AND	Y199	CONSTRUCT/MISC	DESIGN/BUILD SVC	SMALL BUSINESS	DEFINITIVE CONF	W912QR08C0031		VETCO CONTRACT	\$100,000.00
				BASE IGF::OT::IGF						\$60,158.56

# “banded” Metric filter - information

Row Labels	Count of NAICS Code	Sum of Action Obligation
236210	1	\$ 11,737.00
236220	212	\$ 9,191,669.27
237990	26	\$ 1,167,213.94
<b>Grand Total</b>	<b>239</b>	<b>\$ 10,370,620.21</b>

Vendor Name	Action Obligation
RACC NELCORP JOINT VENTURE	\$11,737.00
J.E.I., INC.	\$135,500.00
TOTAL TEAM CONSTRUCTION SE	\$79,521.00
NORTHVIEW ENTERPRISES, INC.	\$21,328.16
NORTHVIEW ENTERPRISES, INC.	\$14,750.00
CHARPIE KORTE ENTERPRISE LL	\$68,209.00
VETCO CONTRACTING SERVICE	\$100,000.00
	\$60,158.56
WESTCHESTER FIRE INSURANCE	
	\$38,396.36
WESTCHESTER FIRE INSURANCE	\$38,396.36
KEPA-TCI JV LLC	\$11,827.00
KEPA-TCI JV LLC	\$4,133.00
KEPA-TCI JV LLC	\$9,838.11
ROCKFORD CORPORATION	\$15,000.00
	\$131,020.00
SBH SERVICES & CORE CONSTR	
	\$35,360.00
T & T CONSTRUCTION ENTERPR	\$35,360.00
SBH SERVICES & CORE CONSTR	\$23,589.00
	\$14,372.00
SBH SERVICES & CORE CONSTR	

# All “bands” are not equivalent

- $>$  lower threshold (3,500) **and**  $\leq$  upper threshold (150,000)
  - Awards must be larger than 3,500 and less than or equal to 150,000
  - Returned ~ 12 pages

Is not the same as

- $>$  lower threshold (3,500) **or**  $\leq$  upper threshold (150,000)
  - This will include –
    - Deobligations – negative values
    - Awards with 0.00 value
    - Awards less than the lower threshold (3,500)
  - Returned ~ 27 pages

# Top 10 vendors - W912QR by Action Obligation

Vendor Name	NAICS Code	Count of Vendor Name	Sum of Action Obligation
SBH SERVICES & CORE CONSTRUCTION , JV II	236220	34	\$ 1,513,368.00
BUTT CONSTRUCTION COMPANY, INCORPORATED	236220	17	\$ 759,970.00
ACCEL PACIFIC JV	236220	15	\$ 619,024.63
EASTERN CONSTRUCTION & ELECTRIC INC.	236220	7	\$ 545,774.17
S & E SERVICES INC.	236220	10	\$ 508,608.24
H2L1-CSC, JV	236220	12	\$ 501,695.56
ADVANCED CONSTRUCTION TECHNIQUES INC.	237990	6	\$ 489,034.98
BRIGADIER CONSTRUCTION SERVICES, LLC	236220	8	\$ 373,728.00
AWA WILSON JV	236220	10	\$ 368,297.00
EASTERN GENERAL CONTRACTORS, INC	236220	7	\$ 324,037.00
<b>Grand Total</b>		<b>126</b>	<b>\$ 6,003,537.58</b>

**Metric filter applied**

# Export Results - adhoc

New Report

Active filters

Send Export Highlighting Drill Charts Save Save As Edit

1 of 2

Contracting Agency Name	NAICS Code	Action Obligation
AGRICULTURAL RE	338411	\$9,032.00
ANIMAL AND PLAN	338411	\$10,900.00
DEFENSE CONTRA	338411	\$1,131,631.02
DEFENSE LOGISTI	338411	\$89,349,300.46
DEPT OF THE AIR I	338411	\$8,790,513,183.71
DEPT OF THE ARM	338411	\$4,828,946,508.23
DEPT OF THE NAV	338411	\$13,648,085,513.36
DRUG ENFORCEME	338411	\$32,062,400.71
FEDERAL ACQUISI	338411	\$0.00
FEDERAL AVIATION	338411	\$861,119.80
FEDERAL BUREAU	338411	\$12,327,023.00
FEDERAL PRISON :	338411	\$8,599.04
FOREST SERVICE	338411	\$26,975.36

March 18, 2020

# Export options

## Select export data format

**PDF** – rarely used, small amount of data

**Excel** – default for medium amount of data ~ 500 pages

**CSV** – used for large amount of data > 500 pages

Export this report to another format.

Choose the format for export

Microsoft Excel  
Retain PA Formatting ▼

CSV (Comma Separated Values) Document

HTML (HyperText Markup Language) Document

PDF (Portable Document Format) Document

Choose export options

Orientation:

Portrait

Landscape

Layout:

Fit width to Page

Fit to Page

100 % of normal size

Wrap Table(s)

Headers/Footers:

Size of header 1 inches

Size of footer 1 inches

Pagination:

Insert page break after each report section

Margins:

Top 0.25 inches Bottom 0.25 inches

Left 1 inches Right 1 inches

Show the following report information:

Name

Filters

Description

Export Cancel

March 18, 2020

Last step -

# Excel – Pivot Tables

- Great addition to FPDS data
- Quick
- Intuitive – for some
- Robust flexibility
- Does not solve every question but helps

# Excel is great but???? 21,798 Records!

A	B	C	D	E	F	G	H
Contracting Agency Name	NAICS Code	Vendor State	Vendor Name	Contractor Name	Referenced IDV PIID	Action Obligation	Actions
AGENCY FOR INTERNATIONAL DEVELOPMENT	332212	VIRGINIA	GSA, FAS, FEDERAL SUPPLY SERVICE OFFICE OF SUPPLY (FL)			(\$784.40)	2
AGENCY FOR INTERNATIONAL DEVELOPMENT	332312	VIRGINIA	NATIONAL CAPITAL FLAG COMPANY, INCORPORATED			\$1,076.12	1
AGENCY FOR INTERNATIONAL DEVELOPMENT	332510	MARYLAND	GOVCONNECTION, INC.			(\$436.59)	1
AGENCY FOR INTERNATIONAL DEVELOPMENT	332510	VIRGINIA	CARAHSOFT TECHNOLOGY CORPORATION			\$41,515.00	1
AGENCY FOR INTERNATIONAL DEVELOPMENT	332812	VIRGINIA	FACILITIES SOLUTIONS GROUP, LLC	FACILITIES SOLUTIONS GR	GS06F0021S	(\$21,277.00)	1
AGENCY FOR INTERNATIONAL DEVELOPMENT			TECHNICAL CORPORATION			\$7,981.31	2
AGENCY FOR INTERNATIONAL DEVELOPMENT			TECHNOLOGIES, INC.		GS03F0151X	\$396,400.00	1
AGENCY FOR INTERNATIONAL DEVELOPMENT			CORPORATION				2
AGENCY FOR INTERNATIONAL DEVELOPMENT			BUSINESS SYSTEMS CORPORATION				1
AGENCY FOR INTERNATIONAL DEVELOPMENT			CORPORATION				1
AGENCY FOR INTERNATIONAL DEVELOPMENT			MENTAL SERVICES				1
AGENCY FOR INTERNATIONAL DEVELOPMENT			INFORMATION				2

**Data elements selected**

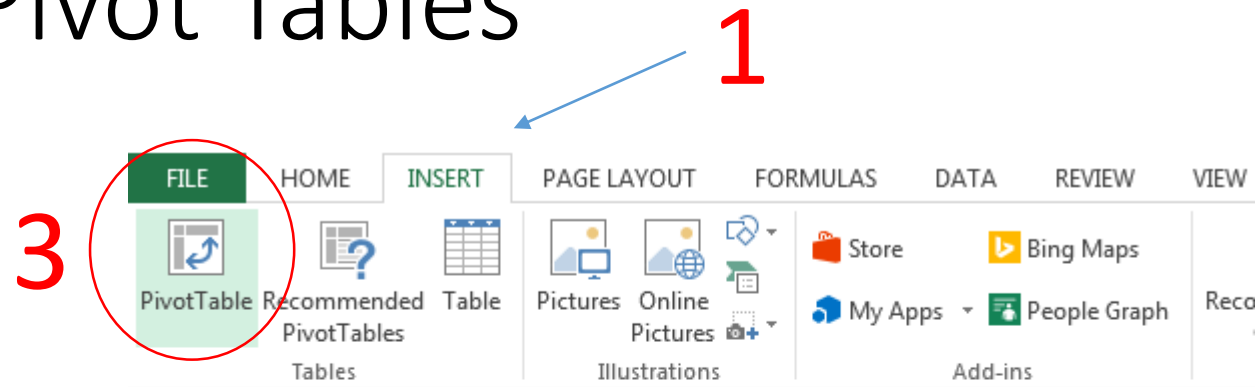
- ✓ Contracting Agency Name
- ✓ NAICS
- ✓ Vendor Name
- ✓ Contractor Name
- ✓ Referenced IDV PIID
- ✓ Action Obligation
- ✓ Actions

**New Report**

Filters:

- Date Signed only show values between '10/01/2016' and '05/30/2017'
- Last Modified Date only show values between
- Vendor State only show values equal to 'VIRGINIA'
- Vendor State only show values equal to 'CALIFORNIA'
- Vendor State only show values equal to 'MARYLAND'
- NAICS Code only show values between '330000' and '399999'

# Excel Pivot Tables



C10

	A	B	C	D	E	F	G	H
1	Contractir	NAICS Cod	Vendor St	Vendor N	Contracto	Reference	Action Ob	Actions
2	AGENCY F	332212	VIRGINIA	GSA, FAS, FEDERAL SUPPLY SER			(\$784.40)	2
3	AGENCY F	332312	VIRGINIA	NATIONAL CAPITAL FLAG COMI			#####	1
4	AGENCY F	332510	MARYLAN	GOVCONNECTION, INC.			(\$436.59)	1
5	AGENCY F	332510	VIRGINIA	CARAHSOFT TECHNOLOGY COR			#####	1
6	AGENCY F	332812	VIRGINIA	FACILITIES FACILITIES	GS06F002:		#####	1
7	AGENCY F	332999	CALIFORN	DELTA SCIENTIFIC CORPORATIC			#####	2
8	AGENCY F	333293	MARYLAN	CARTRIDGE TECHNOI	GS03F015:		#####	1
9	AGENCY F	333293	VIRGINIA	XEROX CO XEROX CO	GS25F006:		#####	2
10	AGENCY F	333316	VIRGINIA	OMNI BUSINESS SYSTEMS FAX			\$0.00	1
11	AGENCY F	333316	VIRGINIA	XEROX CORPORATIO	GS03F137I		#####	1
12	AGENCY F	334111	CALIFORN	APPLE INC.			(\$0.02)	1
13	AGENCY F	334111	CALIFORN	ENVIRONMENTAL SYSTEMS RES			#####	2
14	AGENCY F	334111	MARYLAN	EXECUTIVI	EXECUTIVI	GS35F017I	#####	2
15	AGENCY F	334111	MARYLAN	OPTIMUM FIBEROPTICS, INC.			\$0.00	1
16	AGENCY F	334111	MARYLAN	PROMARK TECHNOL	GS35F303I		#####	1

2

Select a cell, any single cell – must contain data

# Select data & confirm location

Can insert into an existing sheet. My preference is to insert the Pivot Table into a New Worksheet.

The screenshot shows the 'Create PivotTable' dialog box with the following settings:

- Choose the data that you want to analyze:**
  - Select a table or range
  - Table/Range: 'New\_Report(132)!\$A\$1:\$H\$21799'
  - Use an external data source
  - Choose Connection...
  - Connection name:
- Choose where you want the PivotTable report to be placed:**
  - New Worksheet
  - Existing Worksheet
  - Location:
- Choose whether you want to analyze multiple tables:**
  - Add this data to the Data Model

Buttons: OK, Cancel

Include all data to use

Green dotted line should bound all data that will be used.

# Pivot Table – data selection screen

Column titles

The screenshot displays the 'PivotTable Fields' task pane in Microsoft Excel. The pane is titled 'PivotTable Fields' and contains the following sections:

- Choose fields to add to report:** A list of fields with checkboxes next to them:
  - Contract ID
  - Modification Number
  - Transaction Number
  - Award/IDV Type
  - Vendor Name
  - Contracting Agency ID
  - Contracting Agency
- Drag fields between areas below:** A 2x2 grid of areas for organizing fields:
  - FILTERS** (represented by a funnel icon)
  - COLUMNS** (represented by a vertical bar icon)
  - ROWS** (represented by a horizontal bar icon)
  - VALUES** (represented by a sigma symbol icon)
- Defer Layout Update** checkbox
- UPDATE** button

A green circle highlights the list of fields, and a green arrow points from the 'Column titles' text to the 'Columns' area of the task pane. The background shows a PivotTable grid with columns A through J and rows 1 through 10.

# Experiment

Row Labels	Count of Vendor State	Sum of Action Obligation
CALIFORNIA	11937	\$ 7,219,386,010.61
MARYLAND	3838	\$ 908,658,379.54
VIRGINIA	6023	\$ 2,397,546,300.44
<b>Grand Total</b>	<b>21798</b>	<b>\$ 10,525,590,690.59</b>

## PivotTable Fields

Choose fields to add to report:

- NAICS Code
- Vendor State**
- Vendor Name
- Contractor Name
- Referenced IDV PIID
- Action Obligation**
- Actions

MORE TABLES...

Drag fields between areas below:

▼ FILTERS

||| COLUMNS

Σ Values

☰ ROWS

Σ VALUES

Vendor State

Count of Ven...

Sum of Actio...

# Understand the options

The image shows a screenshot of Microsoft Excel with two windows open: 'Value Field Settings' and 'PivotTable Fields'.

**Value Field Settings Dialog:**

- Source Name: Action Obligation
- Custom Name: Sum of Action Obligation
- Summarize Values By: Show Values As
- Summarize value field by: Choose the type of calculation that you want to use to summarize data from the selected field. The list includes Sum (highlighted), Count, Average, Max, Min, and Product.
- Buttons: Number Format, OK, Cancel

**PivotTable Fields Task Pane:**

- Choose fields to add to report: [Gear icon]
- Fields list:  NAICS Code,  Vendor State,  Vendor Name,  Contractor Name,  Referenced IDV PIID,  Action Obligation,  Actions
- MORE TABLES... [Dropdown arrow]
- Drag fields between areas below:
- FILTERS: [Empty]
- COLUMNS:  $\Sigma$  Values [Dropdown arrow]
- ROWS: Vendor State [Dropdown arrow]
- VALUES:  $\Sigma$  VALUES, Count of Ven... [Dropdown arrow], Sum of Actio... [Dropdown arrow]

A red star is located to the left of the 'Value Field Settings' dialog box. A black arrow points from the 'Sum' option in the 'Summarize value field by' list to the 'Sum of Action Obligation' field in the 'PivotTable Fields' task pane.

# Sorting options

The screenshot displays an Excel spreadsheet with a PivotTable. The PivotTable has two columns: 'Row Labels' and 'Count of Referenced IDV PIID'. The 'Row Labels' column contains various IDV PIID numbers, and the 'Count of Referenced IDV PIID' column shows the count for each. A 'Sort' dialog box is open, titled 'Sort (Referenced IDV PIID)'. The dialog has three options: 'Manual (you can drag items to rearrange them)', 'Ascending (A to Z) by: Referenced IDV PIID', and 'Descending (Z to A) by: Referenced IDV PIID'. The 'Manual' option is selected. Below the options is a 'Summary' section with the text: 'Drag items of the Referenced IDV PIID field to display them in any order'. At the bottom of the dialog are buttons for 'More Options...', 'OK', and 'Cancel'. To the right of the spreadsheet is the 'PivotTable Fields' task pane. It has a title bar with a close button. Below the title bar is a 'Choose fields to add to report:' section with a gear icon and a dropdown arrow. Below this is a list of fields with checkboxes: 'Contracting Agency Name', 'NAICS Code', 'Vendor State', 'Vendor Name', 'Contractor Name', 'Referenced IDV PIID' (checked), 'Action Obligation', and 'Actions'. Below the list is a 'Drag fields between areas below:' section with four areas: 'FILTERS', 'COLUMNS', 'ROWS', and 'VALUES'. The 'ROWS' area contains 'Referenced I...' and the 'VALUES' area contains 'Count of Refe...'.

Row Labels	Count of Referenced IDV PIID
263030504	1
263030511	1
263030512	2
263030515	3
263030519	5
263030522	2
263030525	1
263030532	2
263030538	3
263030542	1
263030543	1
263030553	2
263030554	2
263030559	2
263030565	1
624004441	1
00263200211C263030560	1

# Pivot Tables key tools

Row Labels	Count of NAICS Code	Sum of Action Obligation
Sort Smallest to Largest		691,914.15
Sort Largest to Smallest		897,994.90
More Sort Options...		634,138.41
Clear Filter From "NAICS Code"		52,139.62
Label Filters		44,936.89
Value Filters		101,153.03
		179,179.02
		-
		42,807.39
		294,329.67
		(8,200.00)
		1,333,804.26
		1,628,610.30
		34,397.05
		66,813.96
		15,122.00
		30,427.66

**PivotTable Fields**

Choose fields to add to report:

- Contracting Agency Name
- NAICS Code
- NAICS Description
- Vendor State
- Vendor Name
- Contractor Name
- Referenced IDV PIID
- Action Obligation

Drag fields between areas below:

FILTERS	COLUMNS
ROWS	VALUES
NAICS Code	Count of NAI...
NAICS Descri...	