

The “*new*” FPDS **Contract Data Reports**

Marc Violante

Wisconsin Procurement Institute

May 12, 2020

Breaking news – Transition Extension

From: General Services Administration <gsa@notify.gsa.gov>

Date: Tue, May 12, 2020 at 10:13 AM

Subject: Contract Data Reports Transition Extension



In light of current events, we're **extending the transition period** to give you more time to try out the new Contract Data reports in beta.SAM.gov.

FPDS.gov remains the authoritative source for reports data, and we'll determine a new, final transition date later in 2020. *Only* the reports function of FPDS.gov report is transitioning--the rest of FPDS.gov will remain in place.

During this extended time period when reports are available in both places, we encourage all users to become familiar with contract data reports in beta.SAM.gov. Make sure to create and run reports in beta.SAM.gov and let us know what you think. To help ease the transition we have training [videos](#), [reference guides](#), and [FAQs](#).

New tool – New platform – New capabilities

- Legacy FPDS – Informatica
- Current FPDS – MicroStrategy
 - Additional resources/information @
 - <https://community.microstrategy.com/>

System – change-over

- **While FPDS remains the authoritative source for contract data reports**, user should begin using the beta.SAM.gov Data Bank to run standard, static, administrative, and ad hoc reports.
- ★ **On May 16, 2020**, contract data report functionality will be decommissioned from FPDS and available at beta.SAM.gov
- Contract data is detailed post-solicitation and award data on contracts that have an estimated value of **\$3,500 or more**. You may use it to search public award data to find competitive information and build your business pipelines. You can learn when existing contracts expire and to help identify potential subcontracting opportunities. Federal agencies use this data to measure, analyze, and report on how federal contracting affects the U.S. economy and the success of policy.

Added functionality

- Increased maximum number of rows returned from 30,000 to 150,000 rows in each report
- Increased maximum number of years of reportable data from 5 years to 12 years
- Additional data fields available for creating ad hoc reports
- Tools to easily share your ad hoc report structure, such as attributes and filters, with others
- Provision of the Report Builder — a “wizard” to help create a new ad hoc report
- Intuitive tools to build, save, and share your reports

One other nice feature is the folders are arranged in alphabetical order.

Data availability

- Two types of data
 - Awards/IDV
 - Other Transaction Information
- Years – 12 years
- Data records – 150,000 records
- Old FPDS
 - 5 - years
 - 30,000 records

Added functionality

- Data access options
 - Static
 - Standard
 - Ad hoc –
 - Report Builder – wizard based
 - Blank Report – drag and drop
- Filtering
 - “qualifying” selections – eg. NAICS beginning with 23 – construction
 - Top _____ (#) of contractors

What data is reported

4.606 Reporting Data.

(a) *Actions required to be reported to FPDS.* (1) As a minimum, agencies must report the following contract actions over the micro-purchase threshold, regardless of solicitation process used, and agencies must report any modification to these contract actions that change previously reported contract action data, regardless of dollar value:

(i) Definitive contracts, including purchase orders and imprest fund buys over the micro-purchase threshold awarded by a contracting officer.

(ii) Indefinite delivery vehicle (identified as an "IDV" in FPDS). Examples of IDVs include the following:

(A) Task and Delivery Order Contracts (see [subpart 16.5](#)), including—

(1) Government-wide acquisition contracts.

(2) Multi-agency contracts.

(B) GSA Federal supply schedules.

(C) Blanket Purchase Agreements (see [13.303](#)).

(D) Basic Ordering Agreements (see [16.703](#)).

(E) Any other agreement or contract against which individual orders or purchases may be placed.

(iii) All calls and orders awarded under the indefinite delivery vehicles identified in paragraph (a)(1)(ii) of this section.

(2) The GSA Office of Charge Card Management will provide the Government purchase card data, at a minimum annually, and GSA will incorporate that data into FPDS for reports.

(3) Agencies may use the FPDS Express Reporting capability for consolidated multiple action reports for a vendor when it would be overly burdensome to report each action individually. When used, Express Reporting should be done at least monthly.

Actions not reported

- (1) Imprest fund transactions below the micro-purchase threshold, including those made via the Government purchase card (unless specific agency procedures prescribe reporting these actions).
- (2) Orders from GSA stock and the GSA Global Supply Program.
- (3) Purchases made at GSA or AbilityOne service stores, as these items stocked for resale have already been reported by GSA.
- (4) Purchases made using non-appropriated fund activity cards, chaplain fund cards, individual Government personnel training orders, and Defense Printing orders.
- (5) Actions that, pursuant to other authority, will not be entered in FPDS (e.g., reporting of the information would compromise national security).
- (6) Contract actions in which the required data would constitute classified information.
- (7) Resale activity (i.e., commissary or exchange activity).
- (8) Revenue generating arrangements (i.e., concessions).
- (9) Training expenditures not issued as orders or contracts.
- (10) Interagency agreements other than inter-agency acquisitions required to be reported at [4.606\(a\)\(1\)](#).
- (11) Letters of obligation used in the A-76 process.

Data Dictionary



Version 1.5

OCTOBER 2019

https://www.fpds.gov/downloads/Manuals/FPDS-NG_User_Manual_V15.pdf - 179 pages

5/12/2020

Data Dictionary – many useful parts

For example: these descriptions + 15 additional elements.

Key to Element Descriptions

ELEMENT KEY

ElementNo:

Two-place identifier. The first place identifies the logical grouping to which the element belongs. The second place is a serial alpha identifier. Groupings include:

1. Contract Identification Information
2. Dates
3. Dollar Values
4. Purchaser Information
6. Contract Information
8. Product or Service Information
9. Contractor Data
10. Competition Information
12. Transaction Information

For elements that are not in the baseline because they have been merged into other elements, the element number is the same as the element into which it has been merged.

Name:

Text name of element.

How can I find out more about specific data elements?

- Utilize the Data Dictionary

2 Dates

2A	Date Signed.....	11
2B	Effective Date.....	11
2C	Current Completion Date.....	12
2D	Ultimate Completion Date.....	13
2G	Fiscal Year.....	14
2H	Solicitation Date.....	14

https://www.fpds.gov/downloads/Version_1.5_specs/FPDSNG_DataDictionary_V15_OT.pdf

Data Dictionary – Use Cases

No. ²	Element Name ⁴	Source ^{1,3}	Other Transaction Award			Other Transaction IDV	
			Agreement	Order	MOD	IDV	MOD
		source)					
4D	Program/Funding Office - Code	CO	R	R	R	R	R
12C	Reason for Modification	CO	NA	NA	R	NA	R
1H	Referenced IDV Agency Identifier	CO	NA	R	P	NA	NA
1G	Referenced IDV Modification Number	CO	NA	SG	SG	NA	SG
1C	Referenced PIID ⁸	CO	NA	R	P	NA	P
10M	Solicitation Procedures	CO	R	R	P	R	P
6SH	Sub Account Code	CO	NA	NA	NA	NA	NA
6SC	Treasury Account Symbol Agency Identifier	CO	NA	NA	NA	NA	NA
OT8C	Type of Agreement	FPDS-NG	R	R	P	R	P
2D	Ultimate Completion Date	CO	R	R	R	R	R
9K	Zip Code - Place of Performance	CO	R	R	R	R	R

*** R - Required, O - Optional, NA - Not Applicable, P - Propogates, SG - System Generated, F - Future Use

1. Contract Identification Information
2. Dates
3. Dollar Values
4. Purchaser Information
6. Contract Information
8. Product or Service Information
9. Contractor Data
10. Competition Information
12. Transaction Information

From previous slide

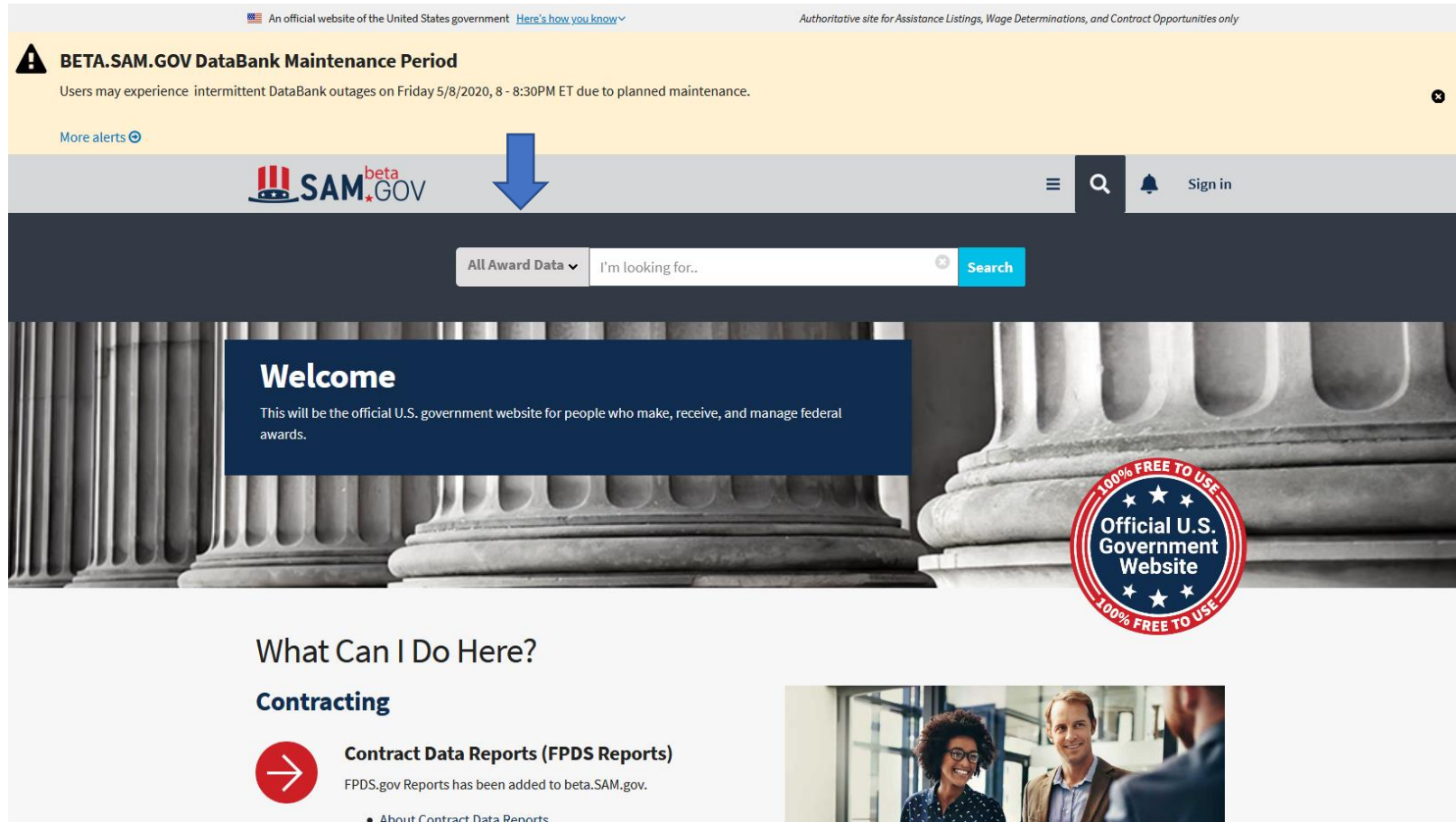
Key ideas in developing a report

- Familiarity with data elements
- Frame the question
- Identify appropriate data elements, including date range
 - New feature – if the date range is 1 day – the time can be selected
- Select Metrics (things that are measured – obligations, actions)
 - Identified as Public
- Select Attributes (characteristics of attributes)
 - Identified as Schema
- Create Filters (modify, limit, focus) results

First step –

- Top Level organization - alphabetical
- Several data elements within each folder
- Data elements listed and defined in Data Dictionary

How do I get there? -




5/12/2020

Site information access

What Can I Do Here?

Contracting

 **Contract Data Reports (FPDS Reports)**
FPDS.gov Reports has been added to beta.SAM.gov.

- About Contract Data Reports
- Run Contract Data Reports


Contract Opportunities (FBO)
This website has officially replaced FBO.gov.

- About Contract Opportunities
- Search Contract Opportunities


Wage Determinations (WDOL)
This website has officially replaced WDOL.gov.

- About Wage Determinations
- Search Wage Determinations


[FPDS.gov](#) remains the authoritative sources for contract information. To prepare for the future, we encourage you to test the search, user accounts, saved searches, and provide [feedback](#).



Resources


☰ 🔍 🔔 Sign in

[Learning Center](#) / [Contract Data](#)

 Library

Keyword Search

[➤ Explore our Library](#)

LEARNING CENTER

Contract Data


While FPDS remains the authoritative source for contract data reports, user should begin using the beta.SAM.gov Data Bank to run standard, static, administrative, and ad hoc reports. On May 16, 2020, contract data report functionality will be decommissioned from FPDS and available at beta.SAM.gov

Contract data is detailed post-solicitation and award data on contracts that have an estimated value of \$3,500 or more. You may use it to search public award data to find competitive information and build your business pipelines. You can learn when existing contracts expire and to help identify potential subcontracting opportunities. Federal agencies use this data to measure, analyze, and report on how federal contracting affects the U.S. economy and the success of policy.

Static Reports

Static Reports have been prepared on a fiscal year basis for the public and aggregate data across the Federal Government. The following reports are available for download.

Legacy website



Help Resources

- [Static Reports Reference Guide](#)
- [Standard Reports Reference Guide](#)
- [Ad Hoc Reports Reference Guide](#)
- [Administrative Reports Reference Guide](#)
- [FPDS Reports Before and After](#)
- [Reports: Static, Standard and Administrative Reports video](#)
- [Basic Ad Hoc Reports video](#)

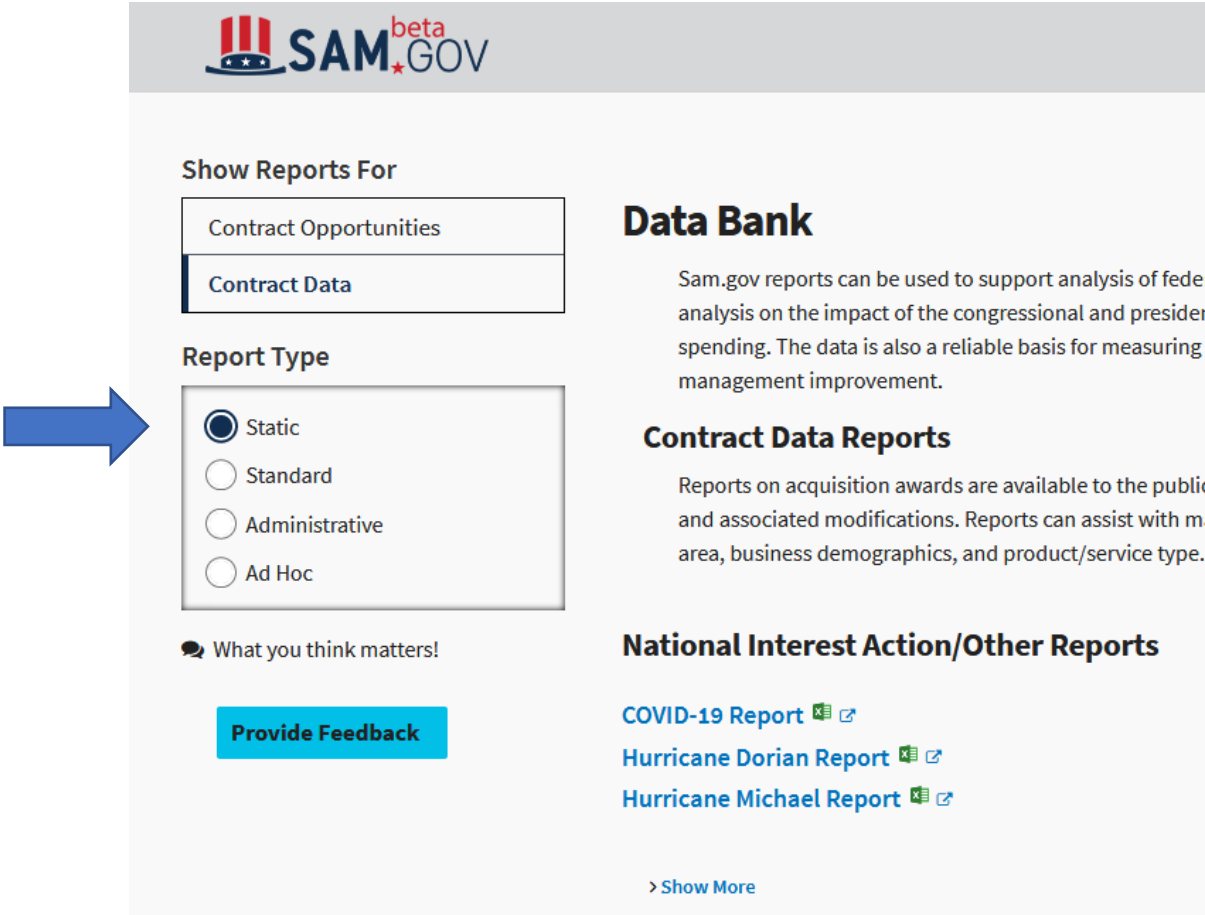
New to beta.SAM.gov

Data Sets

- Assistance Listings
- Contract Opportunities
- Contract Data**
- Entity Information
- Federal Hierarchy
- Wage Determinations

5/12/2020

Data – public access



The screenshot shows the SAM.gov interface. At the top is the SAM.gov logo with 'beta' in red. Below it, the 'Show Reports For' section has two dropdown menus: 'Contract Opportunities' and 'Contract Data'. The 'Report Type' section has four radio button options: 'Static' (selected), 'Standard', 'Administrative', and 'Ad Hoc'. A blue arrow points to the 'Static' option. Below the filters is a 'What you think matters!' section with a 'Provide Feedback' button. To the right, the 'Data Bank' section contains text about the use of SAM.gov reports, followed by 'Contract Data Reports' and 'National Interest Action/Other Reports' sections. The latter lists 'COVID-19 Report', 'Hurricane Dorian Report', and 'Hurricane Michael Report' with external link icons. A '> Show More' link is at the bottom of the reports list.

Static Reports - a

Small Business Goaling Reports (FY 2005-2018)

A Department level report that displays Small Business data for a specified date range by Funding/Contracting Agency.

[Fiscal Year 2018](#)  NEW! 

[Fiscal Year 2017](#)  

[Fiscal Year 2016](#)  

[> Show More](#)

Top 100 Contractors Reports

The Top 100 Contractors Reports contain an individual report across federal government wide data and reports by Department.

[Fiscal Year 2019](#)  NEW! 

[Fiscal Year 2018](#)  

[Fiscal Year 2017](#)  

[> Show More](#)

Static Reports - continued

Federal Procurement Reports

The Federal Procurement Reports data can be used for geographical analysis, market analysis, and analysis of the impact of the congressional and presidential initiatives in socio - economic areas such as small business. The data is also a reliable basis for measuring and assessing the impact of Federal acquisition policy and management improvement.

Fiscal Year 2007	Fiscal Year 2006	Fiscal Year 2005
Agency Views  	Agency Views  	Agency Views  
Geographic View  	Geographic View  	Geographic View  
Total Federal View  	Total Federal View  	Total Federal View  

[> Show More](#)

Sign-in for additional option and data

SAM^{beta}.GOV

☰ 🔍 🔔 Sign in

Show Reports For

Contract Opportunities

Contract Data

Report Type

Static

Standard

Administrative

Ad Hoc

Favorites

💬 What you think matters!

Provide Feedback

Data Bank

Sam.gov reports can be used to support analysis of federal spending including geographical analysis, market analysis, an analysis on the impact of the congressional and presidential initiatives in socio-economic areas such as small business spending. The data is also a reliable basis for measuring and assessing the impact of Federal acquisition policy and management improvement.

Contract Data Reports

Reports on acquisition awards are available to the public. Your reports provide detailed information on awarded contract and associated modifications. Reports can assist with market analysis including data by federal organization, geographic area, business demographics, and product/service type.

[Sign in to access Contract Data Reports](#)

Sign In

Don't have a user account?

Sign Up

[Find out more](#)

Navigating to the data

“Hamburger button”



Standard Reports – 34 available

Static
 Standard
 Administrative
 Ad Hoc

Favorites

What you think matters!

[Provide Feedback](#)

Contract Data Reports

Reports on acquisition awards are available to the public. Your reports provide detailed information on awarded contracts and associated modifications. Reports can assist with market analysis including data by federal organization, geographical area, business demographics, and product/service type.

Showing 1-10 of 34 reports 1 2 3 4 Next >

[Awards by Contractor Type](#) ☆

This report displays the dollars and actions for Awards by Contractor Type. The report also allows drilling down to the PIID level.

> Saved Criteria

[Bundled and Consolidated Contracts](#) ☆

This report displays the actions and dollars for Bundled and Consolidated Contracts.

> Saved Criteria

[Buy American Act Place of Manufacture](#) ☆

This report displays the Actions and Dollars for manufactured end items across the Federal Government using the values of Place of Manufacture.

> Saved Criteria

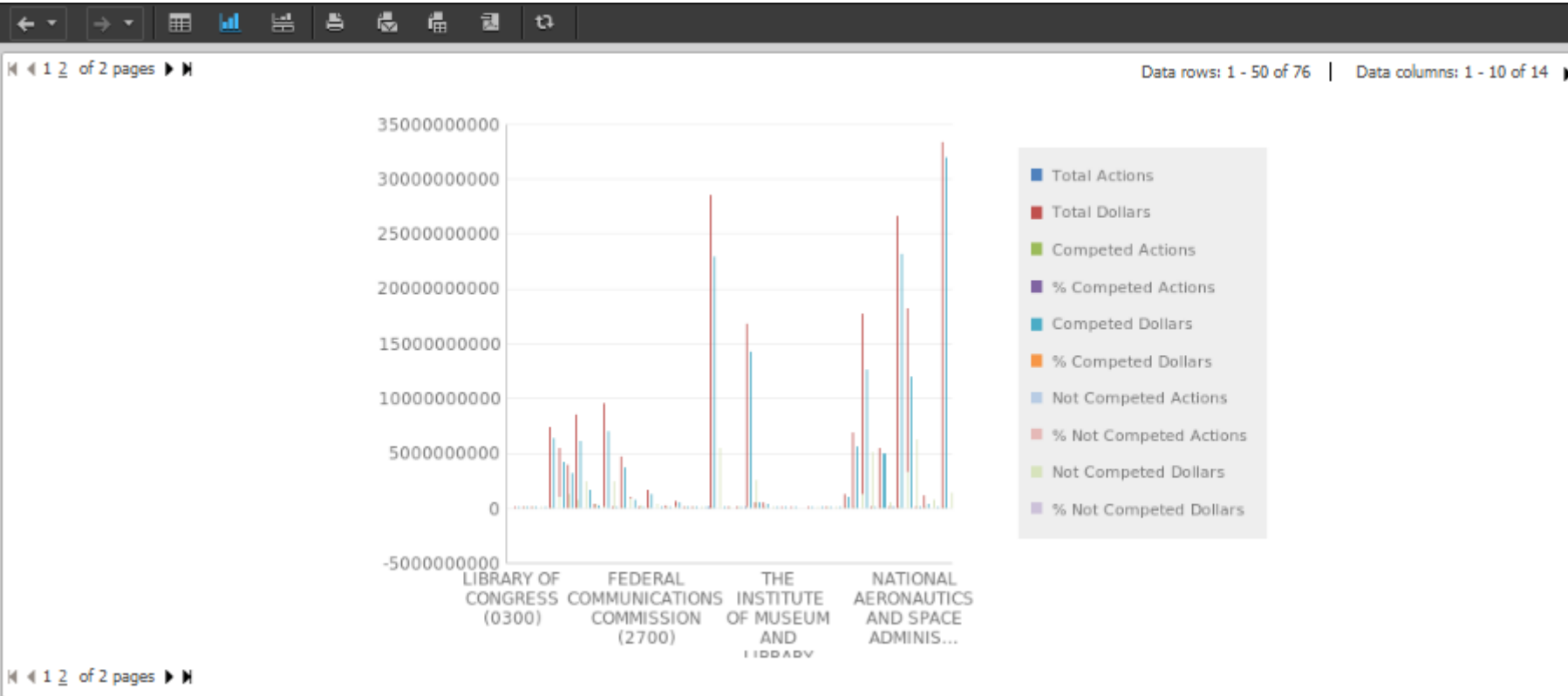
[Buying Through Government Acquisition Vehicles](#) ☆

The Buying Through Government Acquisition Vehicles report displays actions and dollars for all contract actions (Awards, IDVs, and Modifications) based on 'Who Can Use' on the IDV and based on Department ID for Awards referencing an IDV. The actions and dollars are divided into two Workflows, Single Agency Vehicle Usage and Multi-Agency Vehicle Usage.

> Saved Criteria

[Competition](#) ☆

Standard Report - Competition



Example – Award by Contractor Type

Federal Hierarchy

Federal Hierarchy dialog

Filter By

Dept / Ind. Agency
Enter Code or Name ✕

Subtier
Enter Code or Name ✕

Major Command
Enter Code or Name ✕

Sub Command
Enter Code or Name ✕

Office
Enter Code or Name ✕

Show Inactive

Selected Values (0) Clear all

	Code	Name	Level
<input type="checkbox"/>	9515	ADMINISTRATIVE CONFERENCE OF THE U. S.	Dept / Ind. Agency
<input type="checkbox"/>	1027	ADMINISTRATIVE OFFICE OF THE U.S. COURTS	Dept / Ind. Agency
<input type="checkbox"/>	9530	ADVISORY COUNCIL ON HISTORIC PRESERVATION	Dept / Ind. Agency
<input type="checkbox"/>	7200	AGENCY FOR INTERNATIONAL DEVELOPMENT	Dept / Ind. Agency
<input type="checkbox"/>	1200	AGRICULTURE, DEPARTMENT OF	Dept / Ind. Agency
<input type="checkbox"/>	7400	AMERICAN BATTLE MONUMENTS COMMISSION	Dept / Ind. Agency

Cancel Select

ID's can be an issue – how to find later

Select – Organization & Dates

[Back to: Standard Reports](#)

Awards by Contractor Type

Description +

Report Criteria -

Date range correspond to the Date Signed on Procurement Awards

From			To		
Month	Day	Year	Month	Day	Year
10	1	2019	12	31	2019


Organization

Enter Code or Name x ...

9700 - DEPARTMENT OF DEFENSE x
Dept / Ind. Agency

Contracting Office Region

v



Execute Save Clear PDF Export

Execute – query + options

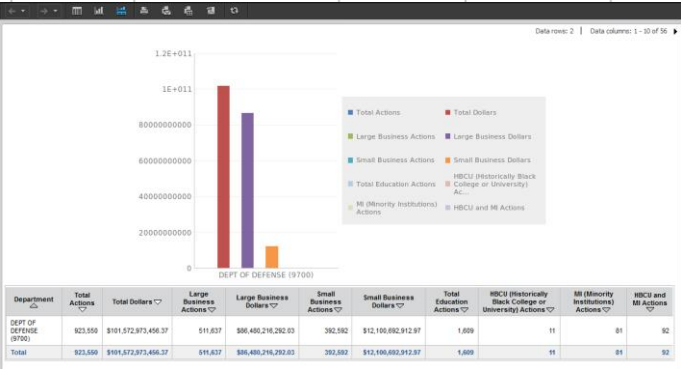
- Grid
- Graph
- Print
- Mail
- Export
- PDF
- Refresh

Report Criteria +

← → 📊 📈 🖨️ ✉️ 📄 🔄

Data rows: 2 | Data columns: 56

Department △	Total Actions ▽	Total Dollars ▽	Large Business Actions ▽	Large Business Dollars ▽	Small Business Actions ▽	Small Business Dollars ▽	Total Education Actions ▽	HBCU (Historically Black College or University) Actions ▽	MI (Minority Institutions) Actions ▽	HBCU and MI Actions ▽	Other Education Actions ▽	Total Education Dollars ▽	HBCU (Historical Black College or University) Dollars ▽
DEPT OF DEFENSE (9700)	923,550	\$101,572,973,456.37	511,637	\$86,480,216,292.03					81	92	1,517	\$508,007,328.73	\$431,436.
Total	923,550	\$101,572,973,456.37	511,637	\$86,480,216,292.03					81	92	1,517	\$508,007,328.73	\$431,436.



5/12/2020

Export - options

Whole report
Portion displayed

Awards By Contractor Type

Export: ▾

Export Header and Footer:

Excel with plain text
 CSV file format
 Excel with formatting
 HTML
 Plain text Delimiter: ▾

Export Report Title
 Export filter details

Remove extra column: ▾

Do not prompt me again.

Excel options:


Export metric values as text
 Export headers as text

Excel with formatting options:

Embed all images

These are useful features.

New Feature
Impacts data
processing
features in other
programs



Access reports - options

SAMbeta
GOV

Sign in

Home Data Bank

Welcome

This will be the official U.S. government website for people who make, receive, and manage federal awards.

100% FREE TO USE
Official U.S. Government Website
100% FREE TO USE

What Can I Do Here?

Contracting

Contract Data Reports (FPDS Reports)
FPDS.gov Reports has been added to beta.SAM.gov.

- About Contract Data Reports
- Run Contract Data Reports

Reports access – Sign-In page

The screenshot shows the SAM.gov interface. At the top left is the SAM.gov logo with a 'beta' tag. To the right are navigation icons for a menu, search, and notifications, followed by a 'Sign in' link. On the left side, there are filters for 'Show Reports For' (with 'Contract Data' selected) and 'Report Type' (with 'Standard' selected). Below these are checkboxes for 'Favorites' and a 'What you think matters!' section with a 'Provide Feedback' button. The main content area features a 'Data Bank' section with a description of the reports, a 'Contract Data Reports' section with a description, and a 'Sign in to access Contract Data Reports' prompt with a 'Sign In' button. Below that is a 'Don't have a user account?' prompt with a 'Sign Up' button and a 'Find out more' link.

SAM^{beta} GOV [Sign in](#)

Show Reports For

- Contract Opportunities
- Contract Data**

Report Type

- Static
- Standard
- Administrative
- Ad Hoc

Favorites

What you think matters!

[Provide Feedback](#)

Data Bank

Sam.gov reports can be used to support analysis of federal spending including geographical analysis, market analysis, and analysis on the impact of the congressional and presidential initiatives in socio-economic areas such as small business spending. The data is also a reliable basis for measuring and assessing the impact of Federal acquisition policy and management improvement.

Contract Data Reports

Reports on acquisition awards are available to the public. Your reports provide detailed information on awarded contracts and associated modifications. Reports can assist with market analysis including data by federal organization, geographical area, business demographics, and product/service type.

[Sign in to access Contract Data Reports](#)

[Sign In](#)

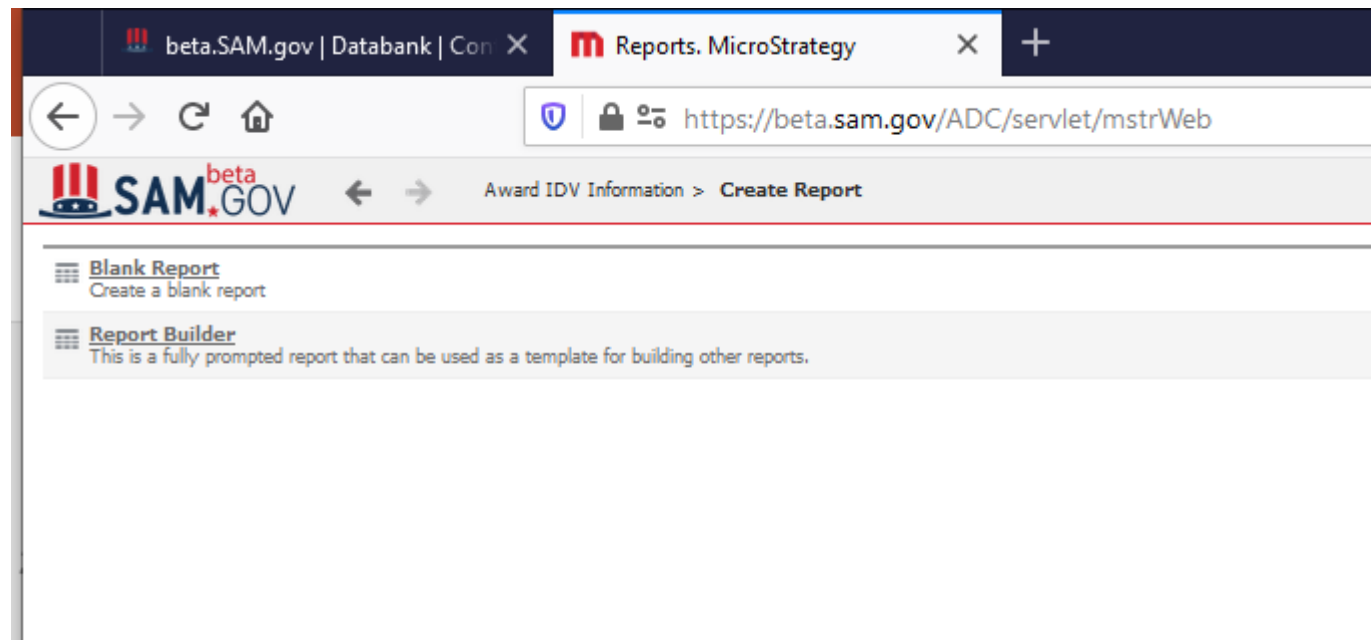
Don't have a user account?


[Sign Up](#)




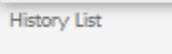
[Find out more](#)

Ad hoc report generation – 2 options

- Blank Report (Drag and Drop)
- Report Builder – Wizard format



 **beta** SAM.GOV ← → Award IDV Information > **My Reports**

	Name ▲	Owner	Modified	Description
	 Big O Jan 17 2020	Administrator	3/23/20 10:28:22 AM	
	Blank Report Jan 17 2020	Administrator	3/23/20 10:28:22 AM	
	Report Builder	marcv@wispro.org	5/1/20 5:20:42 PM	

History List

My Subscriptions

5/12/2020

Blank Report

SAM.gov Award IDV Information > Create Report > Design Mode: Blank Report

INDEX

- Summary of your selections
- 1 Start Date for Date Signed
- 2 End Date for Date Signed
- 3 Start Date for Last Modified Date
- 4 End Date for Last Modified Date

1. Start Date for Date Signed
Please Enter a Start Date for Date Signed

2. End Date for Date Signed
Please Enter an End Date for Date Signed

3. Start Date for Last Modified Date
Please Enter a Start Date for Last Modified Date

4. End Date for Last Modified Date
Please Enter an End Date for Last Modified Date

Report Message Name:



SAM.gov Award IDV Information > My Reports > Design Mode: New FPDS May 12 2020

ALL OBJECTS

- Award IDV Information
- Public Objects
- Schema Objects

REPORT FILTER Clear All

- Date Signed (ID) Between "10/1/2018" AND "9/30/2019"
- AND
- Unanswered Prompt: Start Date for Last Modified Date, End Date for Last Modified Date

VIEW FILTER The filter is empty.

PAGE-BY: none

Drop objects here to add columns
Drop objects here to add rows
Drop Metrics here to add data

Report Builder view/option

5. Choose the attributes of the report (Required)

Select the attributes to include on your report:
This prompt requires at least one selection.

Look in:

Search results: [dropdown] [refresh]

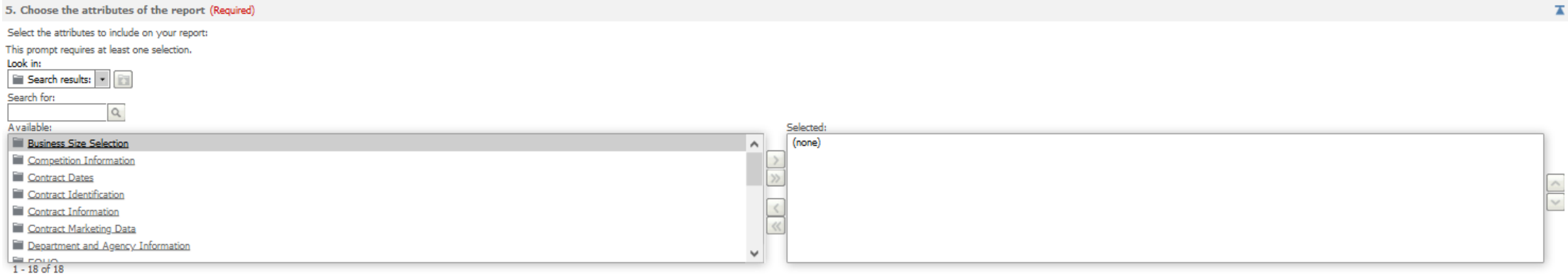
Search for: [input] [search]

Available:

- Business Size Selection
- Competition Information
- Contract Dates
- Contract Identification
- Contract Information
- Contract Marketing Data
- Department and Agency Information

1 - 18 of 18

Selected: (none)



Available:

- Completion Date
- Date Signed
- Effective Date
- Est. Ultimate Completion Date
- Fiscal Year
- Last Date to Order
- Signed Date
- Submission Date

1 - 8 of 8

Selected: (none)



Adding data element – Blank report

The image illustrates the process of adding a data element to a report. It consists of two screenshots of a software interface. In the first screenshot, the 'Available:' list contains several data elements, with 'Fiscal Year' highlighted. A blue box labeled 'Highlight' has an arrow pointing to 'Fiscal Year'. In the second screenshot, 'Fiscal Year' has been moved to the 'Selected:' list. A blue box labeled 'Add or double click' has an arrow pointing to the right arrow button between the 'Available:' and 'Selected:' lists. Below the second screenshot, the word 'Result' is written.

Note – options

The screenshot shows the SAM.gov interface for creating a report. The breadcrumb trail is "Award IDV Information > Create Report > Design Mode: Top 20 Mfg NAICS WI SB". The "REPORT FILTER" section contains the following criteria:

- Date Signed (ID) Between "10/1/2018" AND "9/30/2019"
- AND
- Unanswered Prompt: Start Date for Last Modified Date, End Date for Last Modified Date
- AND
- Contracting Officer's Business Size Determination (Qualify/Select)

The "Contracting Officer's Business Size Determination" filter is expanded, showing a search box, a "Match case" checkbox, and two lists: "Available" and "Selected". The "Available" list contains "OTHER THAN SMALL BL" and "SMALL BUSINESS". The "Selected" list is empty, showing "-- none --". A blue callout box with the text "Note Qualify/ Select" points to the "Qualify" radio button.

Below the filter section, the "VIEW FILTER" section shows "The filter is empty." and the "PAGE-BY" section shows "none".

Contracting Officer's Business Size Determination	Metrics	Dollars Obligated
<Contracting Officer's Business Size Determination>		<Dollars Obligated>

Selecting – business size

The screenshot shows a software interface with a left-hand sidebar titled "ALL OBJECTS" containing a search bar and a list of fields such as "CAGE Code", "Contractor Name", and "Vendor Name". The main area is titled "REPORT FILTER" and contains several filter criteria. The third criterion is "Contracting Officer's Business Size Determination", which has two radio button options: "Qualify" and "Select". The "Select" option is circled in blue. A blue callout box with the text "Select – will provide options" has an arrow pointing to the "Select" radio button. Below the radio buttons, there is a search bar and a "Match case" checkbox. A dialog box is open, showing an "Available:" list with "OTHER THAN SMALL BU" and "SMALL BUSINESS" items, and a "Selected:" list that is currently empty. At the bottom of the interface, a "VIEW FILTER" button is visible next to the text "The filter is empty."

Selecting State – 2nd page

The screenshot shows a software interface with a left sidebar titled 'ALL OBJECTS' containing a search bar and a list of fields such as 'CAGE Code', 'Contractor Name', and 'Vendor Address State'. The main area is a 'REPORT FILTER' dialog box with a 'Clear All' button. It contains several filter criteria: 'Date Signed (ID) Between "10/1/2018" AND "9/30/2019"', 'Unanswered Prompt: Start Date for Last Modified Date, End Date for Last Modified Date', and 'Vendor Address State'. The 'Vendor Address State' filter is expanded, showing a search bar, a 'Match case' checkbox, and two columns: 'Available' and 'Selected'. The 'Available' column lists states including NEW JERSEY, NEW MEXICO, NEW YORK, NONDISTRIBUTED, NORTH CAROLINA, NORTH DAKOTA, NORTHERN MARIANA I!, OHIO, OKLAHOMA, OREGON, PALAU, and PENNSYLVANIA. A blue arrow points to this list. The 'Selected' column is empty, showing '--- none ---'. At the bottom of the list, the text '1 - 50 of 65' is underlined in red. Below the list are 'Apply' and 'Cancel' buttons. At the bottom of the dialog, it says 'VIEW FILTER The filter is empty.'

Select – move and Apply

REPORT FILTER X Clear All

⊗ **Date Signed (ID)** Between "10/1/2018" AND "9/30/2019" ⓧ

AND ⓧ

⊗ Unanswered Prompt: Start Date for Last Modified Date, End Date for Last Modified Date ⓧ

AND ⓧ

Vendor Address State Qualify

Select ?+ In List

Search for: Match case

Available:

- PUERTO RICO
- RHODE ISLAND
- SOUTH CAROLINA
- SOUTH DAKOTA
- TENNESSEE
- TEXAS
- U.S. MINOR OUTLYING
- UTAH
- VERMONT
- VIRGIN ISLANDS OF TH
- VIRGINIA
- WASHINGTON
- WEST VIRGINIA

Selected:

- WISCONSIN

ⓧ 51 - 64 of 64

VIEW FILTER The filter is empty.

- Select and move to right-hand panel
- Selected item removed from Available list.
- Then - Apply

Qualify – note the difference, select qualifier

The screenshot shows a software interface with a 'REPORT FILTER' section. The filter list includes: 'Date Signed (ID) Between "10/1/2018" AND "9/30/2019"', 'Unanswered Prompt: Start Date for Last Modified Date, End Date for Last Modified Date', 'Vendor Address State In List (WISCONSIN)', and 'Contracting Officer's Business Size Determination In List (SMALL BUSINESS)'. The 'NAICS Code' filter is selected, and a dropdown menu is open showing various comparison operators. A blue callout box points to the 'Apply' button, and a red arrow points to the 'Begins with' option.

33 added + "Apply" – results next slide

Verify Report criteria

The screenshot shows the SAM.gov interface for creating a report. The breadcrumb trail is "Award IDV Information > Create Report > Design Mode: Top 20 Mfg NAICS WI SB". The "REPORT FILTER" section is highlighted with a red rounded rectangle and contains the following criteria:

- ⊗ **Date Signed (ID)** Between "10/1/2018" AND "9/30/2019" ⓘ ↓
- AND ↕
- ⊗ Unanswered Prompt: Start Date for Last Modified Date, End Date for Last Modified Date ↑ ↓
- AND ↕
- ⊗ **Vendor Address State** In List (WISCONSIN) ↑ ↓
- AND ↕
- ⊗ **Contracting Officer's Business Size Determination** In List (SMALL BUSINESS) ↑ ↓
- AND ↕
- ⊗ **NAICS Code (ID)** Begins with "33" ↑

A blue starburst graphic labeled "Report Criteria" has an arrow pointing to the filter list. Below the filters, the "VIEW FILTER" section shows "The filter is empty." and the "PAGE-BY" section shows "none".

Contracting Officer's Business Size Determination	Vendor Address State	NAICS Code	Metrics	Dollars Obligated
<Contracting Officer's Business Size Determination>	<Vendor Address State>	<NAICS Code>		<Dollars Obligated>

Check for the correct logical criteria – and/or

Run Report

Product or Service Information

Graph Type | Graph Sub-Type

REPORT FILTER X Clear All

- * Date Signed (ID) Between "10/1/2018" AND "9/30/2019" AND
- * Unanswered Prompt: Start Date for Last Modified Date, End Date for Last Modified Date AND
- * Vendor Address State In List (WISCONSIN) AND
- * Contracting Officer's Business Size Determination In List (SMALL BUSINESS) AND
- * NAICS Code (ID) Begins with "33"

VIEW FILTER The filter is empty.

PAGE-BY: none

Contracting Officer's Business Size Determination	Vendor Address State	NAICS Code	Metrics	Dollars Obligated
<Contracting Officer's Business Size Determination>	<Vendor Address State>	<NAICS Code>		<Dollars Obligated>

Logical criteria – and/or

- Request
 - Soda **and** a glass **and** ice
 - Expectation would be – that all three items would be provided
 - Hopefully – the individual would receive a glass filled with soda, ice cubes would also have been added
- Request 2
 - Soda **or** a glass **or** ice
 - This request could be satisfied by providing one of the three items

Logical criteria – importance to FPDS queries

- Criteria –

- NAICS begin with 33
 - And
- POP equal WI
 - And
- POP equal TN



Will fail

Each FPDS record can only list one POP
This criteria requires that the POP be both WI and TN at the same time

However

Logical criteria – using “or” will succeed

- Criteria –
 - NAICS begin with 33
 - And
 - POP equal WI
 - or
 - POP equal TN

Run the report

Award IDV Information > Create Report > Design Mode: Top 20 Mfg NAICS WI SB

Run Report

REPORT FILTER Clear All

- Date Signed (ID)** Between "10/1/2018" AND "9/30/2019"
- AND
- Unanswered Prompt: Start Date for Last Modified Date, End Date for Last Modified Date**
- AND
- Vendor Address State** In List (WISCONSIN)
- AND
- Contracting Officer's Business Size Determination** In List (SMALL BUSINESS)
- AND
- NAICS Code (ID)** Begins with "33"

VIEW FILTER The filter is empty.

PAGE-BY: none

Contracting Officer's Business Size Determination	Vendor Address State	NAICS Code	Metrics	Dollars Obligated
<Contracting Officer's Business Size Determination>	<Vendor Address State>	<NAICS Code>		<Dollars Obligated>

Results – note NAICS ordered & number

ALL OBJECTS ? x

Product or Service Inform

VIEW FILTER The filter is empty. Add Condition Auto-Apply changes

1 2 3 4 of 4 pages

Contracting Officer's Business Size Determination	Vendor Address State	NAICS Code	Dollars Obligated
SMALL BUSINESS	WISCONSIN	331110	\$282,585.64
SMALL BUSINESS	WISCONSIN	331210	\$325,804.03
SMALL BUSINESS	WISCONSIN	331222	\$148.50
SMALL BUSINESS	WISCONSIN	331313	\$38,136.50
SMALL BUSINESS	WISCONSIN	331318	\$780.25
SMALL BUSINESS	WISCONSIN	331420	\$10,059.35
SMALL BUSINESS	WISCONSIN	331491	\$1,061,935.55
SMALL BUSINESS	WISCONSIN	331492	\$6,296.92
SMALL BUSINESS	WISCONSIN	331511	\$21,497.65
SMALL BUSINESS	WISCONSIN	331512	\$11,269.00
SMALL BUSINESS	WISCONSIN	331513	\$0.00
SMALL BUSINESS	WISCONSIN	331529	\$32,130.00

Focusing the selection

ALL OBJECTS ? x

Product or Service Infor

VIEW FILTER The filter is empty. **Add Condition** Auto-Apply changes

1 2 3 4 of 4 pages

Contracting Officer's Business Size Determination	Vendor Address State	NAICS Code	Dollars Obligated
SMALL BUSINESS	WISCONSIN	331110	\$282,585.64
SMALL BUSINESS	WISCONSIN	331210	\$325,804.03
SMALL BUSINESS	WISCONSIN	331222	\$148.50
SMALL BUSINESS	WISCONSIN	331313	\$38,136.50
SMALL BUSINESS	WISCONSIN	331318	\$780.25
SMALL BUSINESS	WISCONSIN	331420	\$10,059.35
SMALL BUSINESS	WISCONSIN	331491	\$1,061,935.55
SMALL BUSINESS	WISCONSIN	331492	\$6,296.92
SMALL BUSINESS	WISCONSIN	331511	\$21,497.65
SMALL BUSINESS	WISCONSIN	331512	\$11,269.00
SMALL BUSINESS	WISCONSIN	331513	\$0.00
SMALL BUSINESS	WISCONSIN	331529	\$32,130.00

Adding a Filter

ALL OBJECTS ? x

Product or Service Infor

Filter On: [Cancel]

Filter On:

- Contracting Officer's Business Size Determination
- NAICS Code
- Vendor Address State
- Dollars Obligated

VIEW FILTER The filter is empty. Add Condition Auto-Apply changes

Contracting Officer's Business Size Determination	Vendor Address State	NAICS Code	Dollars Obligated
SMALL BUSINESS	WISCONSIN	331110	\$282,585.64
SMALL BUSINESS	WISCONSIN	331210	\$325,804.03
SMALL BUSINESS	WISCONSIN	331222	\$148.50
SMALL BUSINESS	WISCONSIN	331313	\$38,136.50
SMALL BUSINESS	WISCONSIN	331318	\$780.25

Filter options

ALL OBJECTS ? x

Product or Service Infor

VIEW FILTER Add Condition x Clear All Auto-Apply changes

Dollars Obligated Greater than or equal to 0 Apply Cancel

Function and function type

Contracting Officer's

SMALL BUSINESS

Address State	NAICS Code	Dollars Obligated
IN	331110	\$282,585.64
IN	331210	\$325,804.03
IN	331222	\$148.50
IN	331313	\$38,136.50
IN	331318	\$780.25
IN	331420	\$10,059.35
IN	331491	\$1,061,935.55
IN	331492	\$6,296.92
IN	331511	\$21,497.65
IN	331512	\$11,289.00

Looking for the 20 NAICS by dollar value

ALL OBJECTS ? x

Product or Service Infor...

- ◆ Bundled Contract Code
- ◆ Bundled Contract Description
- ◆ Claimant Program Code
- ◆ Claimant Program Description
- ◆ Consolidated Contract Code
- ◆ Consolidated Contract Description
- ◆ Description of Requirement
- ◆ DOD Acquisition Program
- ◆ Domestic or Foreign Entity Code
- ◆ Domestic or Foreign Entity Descrip
- ◆ IDV NAICS Code
- ◆ IDV NAICS Description
- ◆ Info Tech Commercial Item Code

















REPORT DETAILS

VIEW FILTER Add Condition x Clear All Auto-Apply changes

Dollars Obligated Highest Apply Cancel

20
Filter value

1 2 3 4 of 4 pages

Contracting Officer's Business Size Determination    	Vendor Address State    	NAICS Code    	Dollars Obligated    
SMALL BUSINESS	WISCONSIN	331110	\$282,585.64
SMALL BUSINESS	WISCONSIN	331210	\$325,804.03
SMALL BUSINESS	WISCONSIN	331222	\$148.50
SMALL BUSINESS	WISCONSIN	331313	\$38,136.50
SMALL BUSINESS	WISCONSIN	331318	\$780.75

Results – NAICS ordered

VIEW FILTER + Add Condition x Clear All ☑ Auto-Apply changes

x Dollars Obligated Highest 20 +

Attribute: Claimant Program Code AWD	etermination △	Vendor Address State △	NAICS Code △	Dollars Obligated ▽
SMALL BUSINESS		WISCONSIN	332510	\$6,231,605.41
SMALL BUSINESS		WISCONSIN	332722	\$4,434,119.43
SMALL BUSINESS		WISCONSIN	332911	\$10,153,048.55
SMALL BUSINESS		WISCONSIN	332993	\$65,241,913.40
SMALL BUSINESS		WISCONSIN	332994	\$16,943,992.99
SMALL BUSINESS		WISCONSIN	333120	\$8,347,222.05
SMALL BUSINESS		WISCONSIN	333611	\$4,783,709.99
SMALL BUSINESS		WISCONSIN	333923	\$16,826,895.53
SMALL BUSINESS		WISCONSIN	333924	\$6,637,912.89
SMALL BUSINESS		WISCONSIN	333999	\$5,101,874.64
SMALL BUSINESS		WISCONSIN	334419	\$6,142,288.85
SMALL BUSINESS		WISCONSIN	334519	\$3,913,732.79
SMALL BUSINESS		WISCONSIN	335311	\$8,654,716.84
SMALL BUSINESS		WISCONSIN	336120	\$34,638,205.62
SMALL BUSINESS		WISCONSIN	336390	\$6,666,070.82
SMALL BUSINESS		WISCONSIN	336413	\$17,538,568.07
SMALL BUSINESS		WISCONSIN	336992	\$10,370,252.98
SMALL BUSINESS		WISCONSIN	337215	\$12,523,858.18
SMALL BUSINESS		WISCONSIN	339112	\$4,586,038.52
SMALL BUSINESS		WISCONSIN	339113	\$4,764,394.69

5/12/2020

Sorting on values (dollars obligated)

VIEW FILTER + Add Condition x Clear All Auto-Apply changes

Dollars Obligated [Highest 20](#)

Contracting Officer's Business Size Determination <input type="button" value="↑"/> <input type="button" value="↓"/> <input type="button" value="↔"/> <input type="button" value="✕"/>	Vendor Address State <input type="button" value="↑"/> <input type="button" value="↓"/> <input type="button" value="↔"/> <input type="button" value="✕"/>	NAICS Code <input type="button" value="↑"/> <input type="button" value="↓"/> <input type="button" value="↔"/> <input type="button" value="✕"/>	Dollars Obligated: <input type="button" value="↑"/> <input type="button" value="↓"/> <input type="button" value="↔"/>
SMALL BUSINESS	WISCONSIN	332993	\$65,241,913
SMALL BUSINESS	WISCONSIN	336120	\$34,638,205
SMALL BUSINESS	WISCONSIN	336413	\$17,538,568
SMALL BUSINESS	WISCONSIN	332994	\$16,943,992
SMALL BUSINESS	WISCONSIN	333923	\$16,826,895
SMALL BUSINESS	WISCONSIN	337215	\$12,523,858
SMALL BUSINESS	WISCONSIN	336992	\$10,370,252
SMALL BUSINESS	WISCONSIN	332911	\$10,153,048
SMALL BUSINESS	WISCONSIN	335311	\$8,654,716
SMALL BUSINESS	WISCONSIN	333120	\$8,347,222
SMALL BUSINESS	WISCONSIN	336390	\$6,666,070.82
SMALL BUSINESS	WISCONSIN	333924	\$6,637,912.89

- Sort ▶
- Ascending
- ✓ Descending
- Sort Grid... ▶
- Insert Metric ▶
- Move ▶
- Filter On... ▶
- Keep on grid
- Remove from Grid
- Remove from Report
- Advanced formatting...

Finished report

VIEW FILTER + Add Condition x Clear All ✓ Auto-Apply changes

x Dollars Obligated [Highest 20](#) +

Contracting Officer's Business Size Determination [△] <small>🔍 + 🗑 ✕</small>	Vendor Address State [△] <small>🔍 + 🗑 ✕</small>	NAICS Code [△] <small>🔍 + 🗑 ✕</small>	Dollars Obligated [▽] <small>🔍 🗑 ✕</small>
SMALL BUSINESS	WISCONSIN	332993	\$85,241,913.40
SMALL BUSINESS	WISCONSIN	336120	\$34,638,205.62
SMALL BUSINESS	WISCONSIN	336413	\$17,538,568.07
SMALL BUSINESS	WISCONSIN	332994	\$16,943,992.99
SMALL BUSINESS	WISCONSIN	333923	\$16,826,895.53
SMALL BUSINESS	WISCONSIN	337215	\$12,523,858.18
SMALL BUSINESS	WISCONSIN	336992	\$10,370,252.98
SMALL BUSINESS	WISCONSIN	332911	\$10,153,048.55
SMALL BUSINESS	WISCONSIN	335311	\$8,654,716.84
SMALL BUSINESS	WISCONSIN	333120	\$8,347,222.05
SMALL BUSINESS	WISCONSIN	336390	\$6,666,070.82
SMALL BUSINESS	WISCONSIN	333924	\$6,637,912.89
SMALL BUSINESS	WISCONSIN	332510	\$6,231,605.41
SMALL BUSINESS	WISCONSIN	334419	\$6,142,288.85
SMALL BUSINESS	WISCONSIN	333999	\$5,101,874.64
SMALL BUSINESS	WISCONSIN	333611	\$4,783,709.99
SMALL BUSINESS	WISCONSIN	339113	\$4,764,394.69
SMALL BUSINESS	WISCONSIN	339112	\$4,586,038.52
SMALL BUSINESS	WISCONSIN	332722	\$4,434,119.43
SMALL BUSINESS	WISCONSIN	334519	\$3,913,732.79

5/12/2020

Adding a second state

The screenshot shows a software interface with a menu on the left and a data table on the right. A blue arrow points to the 'Design' option in the menu. The table displays contract data filtered by 'Dollars Obligated Highest 20'.

REPORT HOME ▾ **TOOLS** ▾ **DATA** ▾ **FORMAT** ▾

Save
Save As...

Undo Ctrl+Z
Redo Ctrl+Y

Design

✓ Grid
Graph
Grid and Graph

Add to History List
Share ...
Send Now...
Subscribe to ▶

Export ▶
Print...

REPORT DETAILS

VIEW FILTER Add Condition × Clear All Auto-Apply changes

Filter On: Cancel

⊗ **Dollars Obligated** [Highest 20](#) ⬇

Contracting Officer's Business Size Determination [△] <small>?</small> <small>←</small> <small>→</small> <small>✕</small>	Vendor Address State [△] <small>?</small> <small>←</small> <small>→</small> <small>✕</small>	NAICS Code [△] <small>?</small> <small>←</small> <small>→</small> <small>✕</small>	Dollars Obligated [▽] <small>?</small> <small>✕</small>
SMALL BUSINESS	WISCONSIN	332993	\$65,241,913.40
SMALL BUSINESS	WISCONSIN	336120	\$34,638,205.62
SMALL BUSINESS	TENNESSEE	332993	\$26,374,131.71
SMALL BUSINESS	WISCONSIN	336413	\$17,538,668.07
SMALL BUSINESS	WISCONSIN	332994	\$16,943,992.99
SMALL BUSINESS	WISCONSIN	333923	\$16,826,895.53
SMALL BUSINESS	WISCONSIN	337215	\$12,523,858.18
SMALL BUSINESS	TENNESSEE	334516	\$10,670,439.07

Adding a second state -2

The screenshot shows the SAM.gov 'REPORT FILTER' interface. On the left, the 'ALL OBJECTS' list includes 'Vendor Information' and various vendor details. The main 'REPORT FILTER' section contains several criteria: 'Date Signed (ID) Between "10/1/2018" AND "9/30/2019"', 'Vendor Address State In List (WISCONSIN)', and 'NAICS Code (ID) Begins with "33"'. A blue box labeled '2nd page' is positioned above the filter. A blue box labeled 'Click to select' points to the 'Vendor Address State' criterion. Below it, a state selection dialog is open, showing a list of states. A blue box labeled 'Highlight TN + > to move (add)' points to the right arrow next to 'TENNESSEE' in the 'Available' list. To the right, another dialog shows 'Selected' states: 'WISCONSIN' and 'TENNESSEE'. A blue box labeled 'Last - select Apply' with a downward arrow points to the 'Apply' button in this dialog.

Updated criteria

REPORT FILTER x Clear All

- ⊗ **Date Signed (ID)** [Between "10/1/2018" AND "9/30/2019"](#) ⓘ +
[AND](#) →
- ⊗ Unanswered Prompt: Start Date for Last Modified Date, End Date for Last Modified Date † ‡
[AND](#) →
- ⊗ **Vendor Address State** [In List \(WISCONSIN, TENNESSEE\)](#) † ‡ ←
- ⊗ **Contracting Officer's Business Size Determination** [In List \(SMALL BUSINESS\)](#) † ‡
[AND](#) →
- ⊗ **NAICS Code (ID)** [Begins with "33"](#) †

Updated report - TN added

REPORT DETAILS

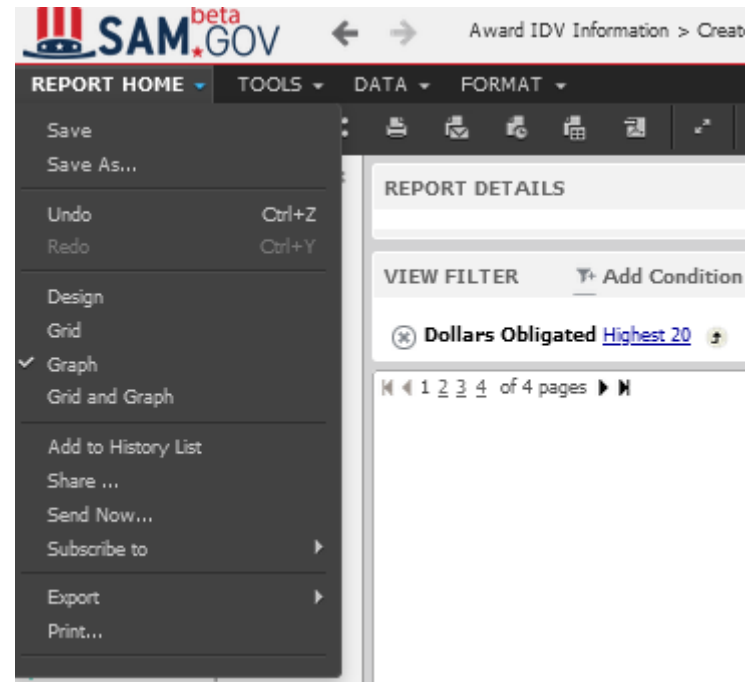
VIEW FILTER [Add Condition](#) [Clear All](#) [Auto-Apply changes](#)

[Dollars Obligated](#) [Highest 20](#)

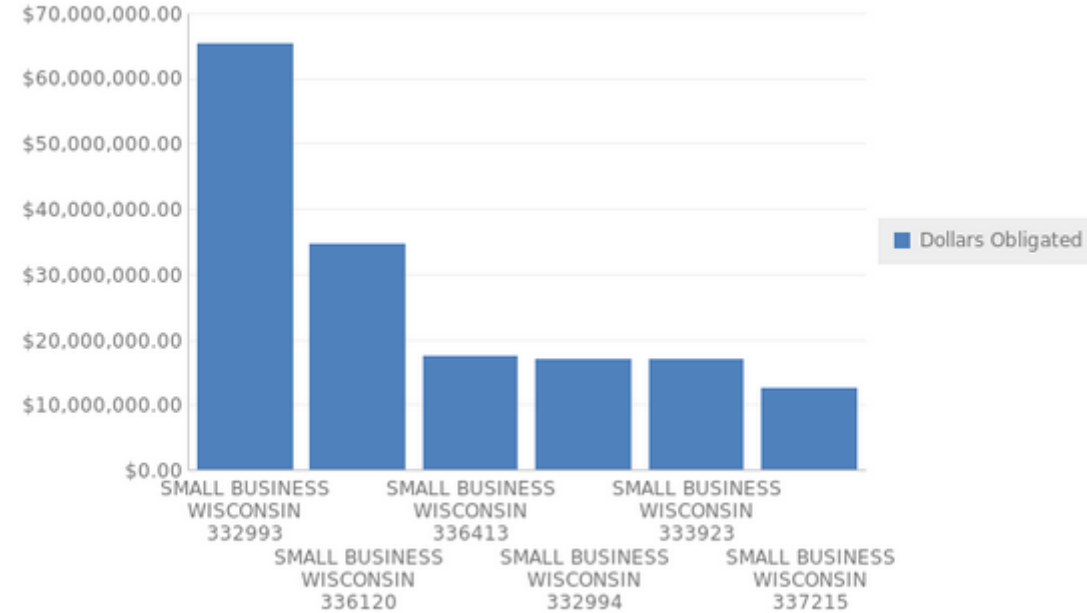
Contracting Officer's Business Size Determination [△] <small>[?] [+ [-] [x]</small>	Vendor Address State [△] <small>[?] [+ [-] [x]</small>	NAICS Code [△] <small>[?] [+ [-] [x]</small>	Dollars Obligated [▽] <small>[?] [x]</small>
SMALL BUSINESS	WISCONSIN	332993	\$85,241,913.40
SMALL BUSINESS	WISCONSIN	336120	\$34,638,205.62
SMALL BUSINESS	TENNESSEE	332993	\$26,374,131.71
SMALL BUSINESS	WISCONSIN	336413	\$17,538,668.07
SMALL BUSINESS	WISCONSIN	332994	\$16,943,992.99
SMALL BUSINESS	WISCONSIN	333923	\$16,826,895.53
SMALL BUSINESS	WISCONSIN	337215	\$12,523,858.18
SMALL BUSINESS	TENNESSEE	334516	\$10,670,439.07
SMALL BUSINESS	TENNESSEE	334220	\$10,568,913.42
SMALL BUSINESS	WISCONSIN	336992	\$10,370,252.98
SMALL BUSINESS	WISCONSIN	332911	\$10,153,048.55
SMALL BUSINESS	TENNESSEE	339113	\$8,713,152.89
SMALL BUSINESS	WISCONSIN	335311	\$8,654,716.84
SMALL BUSINESS	WISCONSIN	333120	\$8,347,222.05
SMALL BUSINESS	TENNESSEE	339112	\$7,478,448.08
SMALL BUSINESS	TENNESSEE	332994	\$6,983,826.81
SMALL BUSINESS	TENNESSEE	333999	\$6,694,448.88
SMALL BUSINESS	WISCONSIN	336390	\$6,666,070.82
SMALL BUSINESS	WISCONSIN	333924	\$6,637,912.89
SMALL BUSINESS	TENNESSEE	336413	\$6,476,703.33

5/12/2020

Design – display options

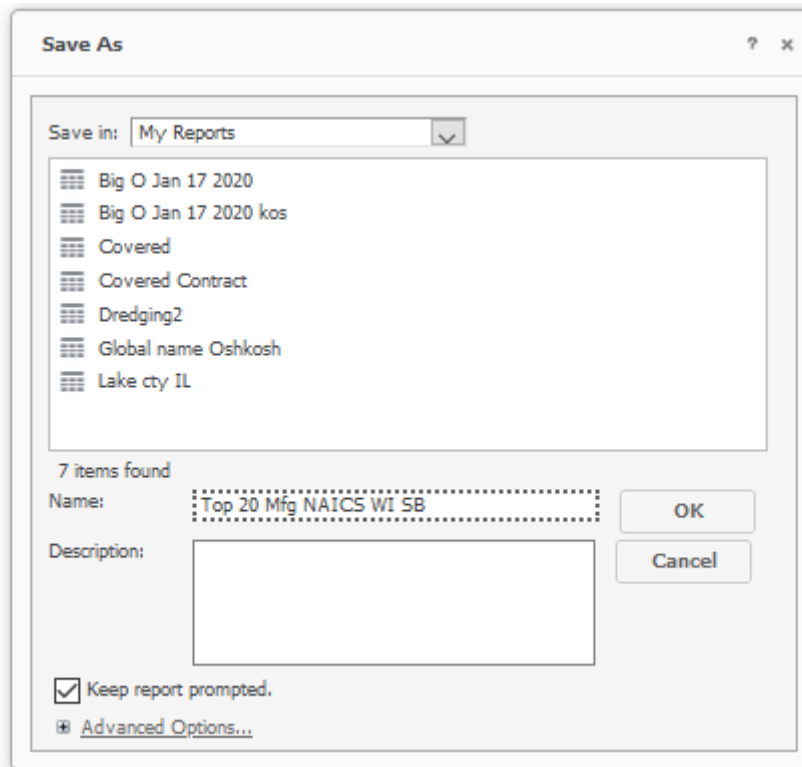


Finished report – Graphical view



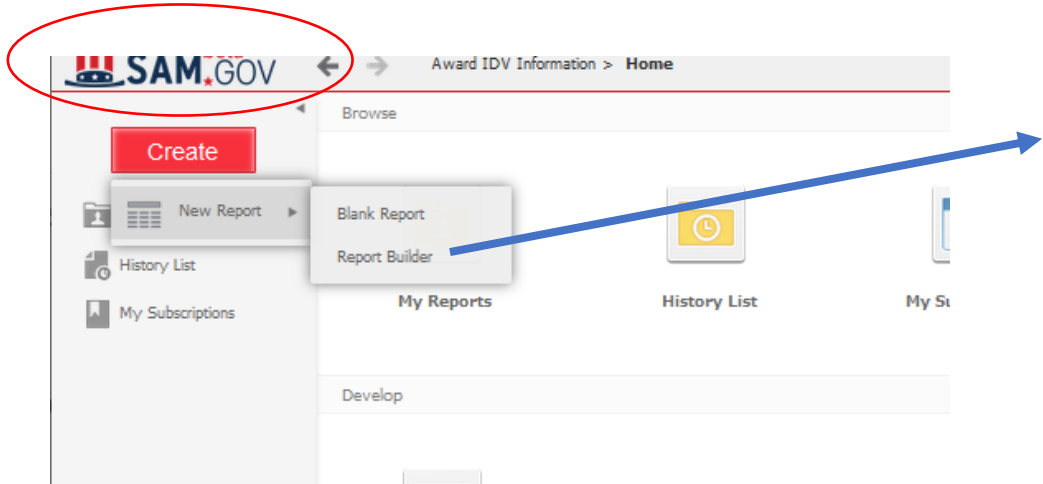
5/12/2020

Saving the criteria



Getting to Report Builder wizard

Start – select SAM.gov, follow drop-down options

A screenshot of the Report Builder wizard interface. On the left is an 'INDEX' sidebar with a 'Summary of your selections' section containing steps 1 through 8. Step 5, 'Choose the attributes of the report (Required)', is currently active. The main area shows the wizard steps: 1. Start Date for Date Signed, 2. End Date for Date Signed, 3. Start Date for Last Modified Date, 4. End Date for Last Modified Date, 5. Choose the attributes of the report (Required), and 6. Choose the metrics of the report. Step 5 includes a search interface with 'Look in:' and 'Search for:' fields, and a list of available attributes such as 'Business Size Selection', 'Competition Information', 'Contract Dates', 'Contract Identification', 'Contract Information', 'Contract Marketing Data', and 'Department and Agency Information'. Step 6 includes a similar search interface and a list of available metrics like 'Base and All Options Value (Total Contract Value)', 'Base and Exercised Options Value', and 'Dollars Obligated'.

Creating an ID look-up table Report Builder

The screenshot displays the Report Builder interface with two main sections: 'Available' and 'Selected'.

Available:

- Business Size Selection
- Competition Information
- Contract Dates
- Contract Identification
- Contract Information
- Contract Marketing Data
- Department and Agency Information ← (indicated by a blue arrow)
- EQUI

1 - 18 of 18

Selected:

- Contracting Agency Name
- Contracting Agency ID
- Contracting Department ID
- Contracting Department Name
- Contracting Office ID
- Contracting Office Name

1 - 26 of 26

Annotations:

- A blue box labeled "Selected elements" points to the "Selected:" list.
- A blue box labeled "Options" points to the "Available:" list.

Selecting Metric for ID look-up table

6. Choose the metrics of the report


Select the metrics to include on your report:

Look in:

Search for:

Available:

- Base and All Options Value (Total Contract Value)
- Base and Exercised Options Value
- Dollars Obligated
- Number of Actions
- Number of Records



ID look-up table – criteria; dates separately

The screenshot shows a software interface with two main sections. The top section is titled "Available:" and contains a list of categories: Business Size Selection, Competition Information, Contract Dates, Contract Identification, Contract Information, Contract Marketing Data, and Department and Agency Information. Below this list is a "Selected:" panel containing six items: Contracting Agency ID, Contracting Agency Name, Contracting Department ID, Contracting Department Name, Contracting Office ID, and Contracting Office Name. The bottom section is titled "6. Choose the metrics of the report" and includes a "Look in:" dropdown menu set to "Search results:", a "Search for:" input field, and another "Available:" list with four items: Base and All Options Value (Total Contract Value), Base and Exercised Options Value, Number of Actions, and Number of Records. A "Selected:" panel on the right of this section contains one item: Dollars Obligated.

ID look-up table - results

1 of 67 pages | Data rows: 1 - 50 of 3337 | Data columns: 1

Contracting Agency ID	Contracting Agency Name	Contracting Department ID	Contracting Department Name	Contracting Office ID	Contracting Office Name	Dollars Obligated
0300	LIBRARY OF CONGRESS	0300	LIBRARY OF CONGRESS	033103	LIBRARY OF CONGRESS FEDLINK	\$25,100.00
0559	GAO, EXCEPT COMPTROLLER GENERAL	0500	GOVERNMENT ACCOUNTABILITY OFFICE	05GA0A	US GAO ACQUISITION MANAGEMENT	\$82,884,412.34
1100	EXECUTIVE OFFICE OF THE PRESIDENT	1100	EXECUTIVE OFFICE OF THE PRESIDENT	113180	EOP - OFFICE OF ADMINISTRATION	\$58,545,550.22
1145	PEACE CORPS	1145	PEACE CORPS	1145PC	PEACE CORPS OACM	\$129,104,805.80
1153	UNITED STATES TRADE AND DEVELOPMENT AGENCY	1153	UNITED STATES TRADE AND DEVELOPMENT AGENCY	1131PL	US TRADE AND DEVELOPMENT AGENCY	\$22,644,935.52
1204	OFFICE OF INSPECTOR GENERAL	1200	AGRICULTURE, DEPARTMENT OF	123J19	USDA OIG RESOURCE MGMT DIVISION	\$9,819,792.52
1205	USDA, DEPARTMENTAL ADMINISTRATION	1200	AGRICULTURE, DEPARTMENT OF	123144	USDA, OCP/POD ACQ MGMT BRANCH FTC	\$825,288,088.32
1205	USDA, DEPARTMENTAL ADMINISTRATION	1200	AGRICULTURE, DEPARTMENT OF	1284WC	USDA, OCIO/DISC-RMD RESRC SUPT SVCS	\$1,401,212.07
1205	USDA, DEPARTMENTAL ADMINISTRATION	1200	AGRICULTURE, DEPARTMENT OF	127245	USDA, OCFO-NFC-ACQ-MGMT OFFICE	\$4,184,524.89
12C2	FOREST SERVICE	1200	AGRICULTURE, DEPARTMENT OF	120109	USDA FOREST SERVICE	\$18,177,137.13

Sort – ascending (alphabetical)

VIEW FILTER The filter is empty. Add Condition Auto-Apply changes

1 of 67 pages | Data rows: 1 - 50 of 3337 | Data columns: 1

Contracting Agency ID	Contracting Agency Name	Contracting Department ID	Contracting Department Name	Contracting Office ID	Contracting Office Name	Dollars Obligated
9515	ADMINISTRATIVE CONFERENCE OF THE U. S.	9515	ADMINISTRATIVE CONFERENCE OF THE U. S.	954403	ACUS	\$217,547.38
7528	AGENCY FOR HEALTHCARE RESEARCH AND QUALITY	7500	HEALTH AND HUMAN SERVICES, DEPARTMENT OF	75Q801	AHRQ/HEALTHCARE RESEARCH&QUALITY	\$135,093,697.63
7200	AGENCY FOR INTERNATIONAL DEVELOPMENT	7200	AGENCY FOR INTERNATIONAL DEVELOPMENT	72000M	USAID M	\$1,738,501.20
7200	AGENCY FOR INTERNATIONAL DEVELOPMENT	7200	AGENCY FOR INTERNATIONAL DEVELOPMENT	72001G	USAID OIG	\$13,832,281.21
7200	AGENCY FOR INTERNATIONAL DEVELOPMENT	7200	AGENCY FOR INTERNATIONAL DEVELOPMENT	7200AA	USAID M/OAA	\$2,070,184,887.80
7200	AGENCY FOR INTERNATIONAL DEVELOPMENT	7200	AGENCY FOR INTERNATIONAL DEVELOPMENT	7200EE	USAID E&E	\$748,968.18
7200	AGENCY FOR INTERNATIONAL DEVELOPMENT	7200	AGENCY FOR INTERNATIONAL DEVELOPMENT	7200GC	USAID GC	\$67,967.33
7200	AGENCY FOR INTERNATIONAL DEVELOPMENT	7200	AGENCY FOR INTERNATIONAL DEVELOPMENT	7200GH	USAID GH	\$128,872,350.92
7200	AGENCY FOR INTERNATIONAL DEVELOPMENT	7200	AGENCY FOR INTERNATIONAL DEVELOPMENT	7200ME	USAID ME	\$638,877.72